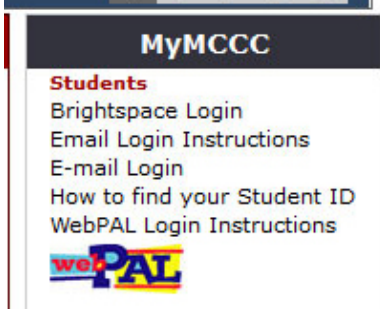
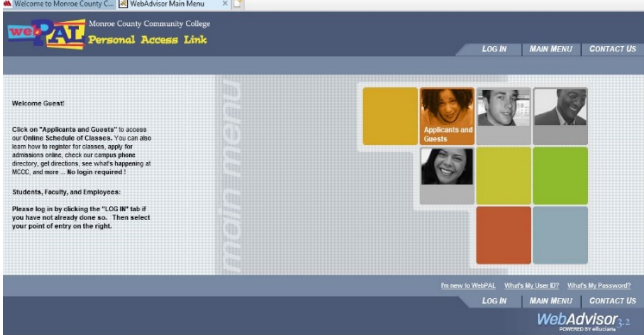
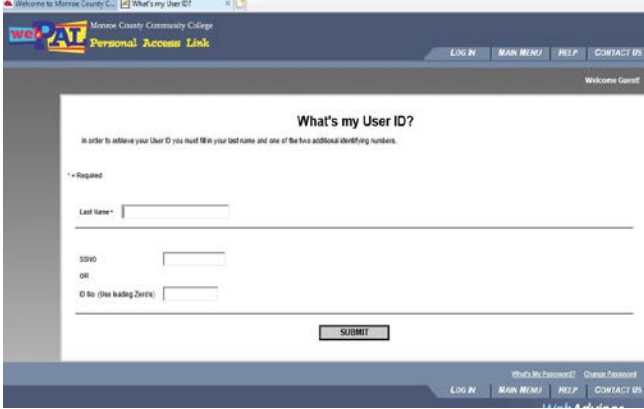


First time logging into MyWebPal

<p>Go to Monroe County Community College Home page http://www.monroecc.edu</p> <p>Under the MyMCCC column on the right hand side of the page, click the WebPal icon login link.</p>	 <p>The screenshot shows a dark blue header with 'MyMCCC' in white. Below it, a white box contains the heading 'Students' in red, followed by a list of links: 'Brightspace Login', 'Email Login Instructions', 'E-mail Login', 'How to find your Student ID', and 'WebPAL Login Instructions'. At the bottom of the box is the 'webPAL' logo in colorful letters.</p>
<p>WebPal login screen will open:</p> <ul style="list-style-type: none">• Login with your user name and 6 digit birthday (i.e. 06/08/87)	 <p>The screenshot shows the 'Personal Access Link' page. It has a blue header with 'WebPAL' and 'Personal Access Link' logos. Navigation links for 'LOG IN', 'MAIN MENU', and 'CONTACT US' are visible. The main content area has a 'Welcome Guest' message and a grid of application links including 'Applicants and Guests', 'Students, Faculty, and Employees', and 'What's my User ID?'. A 'WebAdvisor' logo is at the bottom right.</p>
<p>If you do not know your user name</p> <ul style="list-style-type: none">• Click on What is my user ID link. <p>What is my user ID screen will open, enter your information. Click submit and follow the directions.</p> <p>If you do not know your password</p> <ul style="list-style-type: none">• Click on What is my password link. <p>What is my password screen will open, enter your information. Click submit and follow the directions.</p>	 <p>The screenshot shows the 'What's my User ID?' form. It has a blue header with 'WebPAL' and 'Personal Access Link' logos. The form contains three input fields: 'Last Name', 'SSNO', and 'ID No (the last 4 digits)'. A 'SUBMIT' button is at the bottom. Navigation links for 'LOG IN', 'MAIN MENU', 'HELP', and 'CONTACT US' are visible at the bottom.</p>