



MONROE COUNTY
COMMUNITY COLLEGE

ANNUAL FINANCIAL REPORT

June 30, 2021 and 2020



MONROE COUNTY COMMUNITY COLLEGE

enriching lives

Monroe County Community College **Board of Trustees**



**LYNETTE
DOWLER**
Chair



**AARON N.
MASON**
Vice Chair



**KRISTA K.
LAMBRIX**
Secretary



**WILLIAM T.
BRUCK**
Trustee



**FLORENCE
BUCHANAN**
Trustee



**STEVEN
HILL**
Trustee



**MARY KAY
THAYER**
Trustee

MONROE COUNTY COMMUNITY COLLEGE

Annual Financial Report
Table of Contents

Independent Auditor's Report	1-3
Management’s Discussion and Analysis	4-15
Basic Financial Statements	
Monroe County Community College	
Statements of Net Position.....	16
Statements of Revenue, Expenses, and Changes in Net Position	17
Statements of Cash Flows.....	18-19
The Foundation at Monroe County Community College	
Statements of Net Assets	20
Statements of Activities and Changes in Net Assets	21
Notes to Financial Statements.....	22-56
Required Supplemental Information:	
Schedule of Proportionate Share of the Net Pension Liability	57
Schedule of Contributions.....	58
Schedule of OPEB Contributions	59
Schedule of Proportionate Share of the Net OPEB Liability.....	60
Notes to Required Supplemental Information	61
Other Supplemental Information:	
Combining Statements of Net Position.....	62-63
Combining Statements of Revenue, Expenses, Transfers and Changes in Net Position	64-65

Independent Auditor's Report

To the Board of Trustees
Monroe County Community College

Report on the Financial Statements

We have audited the accompanying financial statements of the business type activities of the Monroe County Community College (Community College District of Monroe County, Michigan) (The "College") and its discretely presented component unit as of and for the years ended June 30, 2021 and 2020, and the related notes to the financial statements, which collectively comprise the College's basic financial statements as listed in the table of contents.

Management's Responsibility for the Financial Statements

Management is responsible for the preparation and fair presentation of these financial statements in accordance with accounting principles generally accepted in the United States of America; this includes the design, implementation, and maintenance of internal control relevant to the preparation and fair presentation of financial statements that are free from material misstatement, whether due to fraud or error.

Independent Auditor's Responsibility

Our responsibility is to express opinions on these financial statements based on our audit. We conducted our audit in accordance with auditing standards generally accepted in the United States of America and the standards applicable to financial audits contained in Government Auditing Standards, issued by the Comptroller General of the United States. Those standards require that we plan and perform the audit to obtain reasonable assurance about whether the financial statements are free from material misstatement. The financial statements of The Foundation at Monroe County Community College were not audited under *Government Auditing Standards*.

An audit involves performing procedures to obtain audit evidence about the amounts and disclosures in the financial statements. The procedures selected depend on the auditor's judgment, including the assessment of the risks of material misstatement of the financial statements, whether due to fraud or error. In making those risk assessments, the auditor considers internal control relevant to the College's preparation and fair presentation of the financial statements in order to design audit procedures that are appropriate for the circumstances, but not for the purpose of expressing an opinion on the effectiveness of the College's internal control. Accordingly, we express no such opinion. An audit also includes evaluating the appropriateness of accounting policies used and the reasonableness of significant accounting estimates made by management, as well as evaluating the overall presentation of the financial statements.

We believe that the audit evidence we have obtained is sufficient and appropriate to provide a basis for our opinions.

To the Board of Trustees
Monroe County Community College

Opinions

In our opinion, the financial statements referred to above present fairly, in all material respects, the respective financial position of the Monroe County Community College and its discretely presented component unit as of June 30, 2021 and 2020, and the respective changes in financial position and, where applicable, cash flows for the years then ended, in accordance with accounting principles generally accepted in the United States of America.

Emphasis of Matter

As described in Note 1 to the financial statements, the COVID-19 pandemic has impacted the operations of the College. Our opinion is not modified with respect to this matter.

Other Matters

Required Supplementary Information

Accounting principles generally accepted in the United States of America require that the management's discussion and analysis and required pension and other postemployment benefit (OPEB) schedules on pages 4-15 and 57-61, respectfully, be presented to supplement the basic financial statements. Such information, although not a part of the basic financial statements, is required by the Governmental Accounting Standards Board, who considers it to be an essential part of financial reporting for placing the basic financial statements in an appropriate operational, economic, or historical context. We have applied certain limited procedures to the required supplementary information in accordance with auditing standards generally accepted in the United States of America, which consisted of inquiries of management about the methods of preparing the information and comparing the information for consistency with management's responses to our inquiries, the basic financial statements, and other knowledge we obtained during our audit of the basic financial statements. We do not express an opinion or provide any assurance on the information because the limited procedures do not provide us with sufficient evidence to express an opinion or provide any assurance.

Other Information

Our audit was conducted for the purpose of forming opinions on the financial statements that collectively comprise the College's basic financial statements. The other supplementary information is presented for purpose of additional analysis and is not a required part of the basic financial statements.

The other supplementary information is the responsibility of management and was derived from and relate directly to the underlying accounting and other records used to prepare the basic financial statements. Such information has been subjected to the auditing procedures applied in the audit of the basic financial statements and certain additional procedures, including comparing and reconciling such information directly to the underlying accounting and other records used to prepare the basic financial statements or to the basic financial statements themselves, and other additional procedures in accordance with auditing standards generally accepted in the United States of America. In our opinion, the other supplementary information is fairly stated, in all material respects, in relation to the basic financial statements as a whole.

To the Board of Trustees
Monroe County Community College

Other Reporting Required by Government Auditing Standards

In accordance with *Government Auditing Standards*, we have also issued, under separate cover, our report dated November 2, 2021 on our consideration of Monroe County Community College's internal control over financial reporting and our tests of its compliance with certain provisions of laws, regulations, contracts and grant agreements and other matters. The purpose of that report is to describe the scope of our testing of internal control over financial reporting and compliance and the results of that testing, and not to provide an opinion on the internal control over financial reporting or on compliance. That report is an integral part of an audit performed in accordance with *Government Auditing Standards* in considering the College's internal control over financial reporting and compliance.

Coolidge H. H. S. & Calkins, PLLC

November 2, 2021

MONROE COUNTY COMMUNITY COLLEGE

*Management's Discussion and Analysis - Unaudited
Years Ended June 30, 2021, 2020 and 2019*

Introduction

The following is management's discussion and analysis ("MD&A") of the Monroe County Community College's (the "College") financial position and results of operations. This discussion and analysis has been prepared by management and includes the College's financial statements for the three most recent fiscal years (July 1 – June 30). It should be read in conjunction with the financial statements and the notes thereto, which follow this section. These financial statements are prepared in accordance with Governmental Accounting Standards Board (GASB) pronouncements and the Manual for Uniform Financial Reporting for Michigan Public Community Colleges.

Using the Financial Report

The annual financial report includes the report of independent auditors, this MD&A, and the basic financial statements, which consist of the Statement of Net Position, the Statement of Revenues, Expenses, and Changes in Net Position, and the Statement of Cash Flows. Following the basic financial statements and footnotes are four supplementary schedules: the GASB 68 and GASB 75 required supplementary information, the Combining Statement of Net Position and the Combining Statement of Revenues, Expenses and Transfers and Changes in Net Position as of and for the year ended June 30, 2021.

Each of the College's financial statements tell a different story: the Statement of Net Position presents the assets, liabilities, and net position of the College using the accrual basis of accounting as of the end of the fiscal year; the Statement of Revenues, Expenses, and Changes in Net Position reflects revenues earned and expenses incurred during the fiscal year; and the Statement of Cash Flows provides information on all of the cash inflows and outflows for the institution by major category during the fiscal year.

In accordance with Governmental Accounting Standards Board (GASB) Statement No. 61, *The Financial Reporting Entity: Omnibus*, The Foundation at Monroe County Community College (The Foundation), is reported as a component unit of the College. The Foundation's Statement of Net Assets and Statement of Activities and Changes in Net Assets have been included on separate pages. Complete financial Statements for The Foundation can be obtained from the Administration Office at 1555 South Raisinville Road, Monroe, MI 48161.

MONROE COUNTY COMMUNITY COLLEGE

Management's Discussion and Analysis - Unaudited

Years Ended June 30, 2021, 2020 and 2019

The Statement of Net Position

The Statement of Net Position includes all assets and liabilities of the College. Assets and liabilities are generally measured using current values, except capital assets, which are stated at historical cost less allowance for depreciation.

The following is a comparative analysis of key components of the Statement of Net Position as of June 30 (rounded in \$000's):

	<u>2021</u>	<u>2020</u>	<u>2019</u>
Assets			
Current assets	\$ 28,466	\$ 25,045	\$ 29,341
Endowed assets	189	185	182
Capital assets, net of depreciation	63,551	57,725	49,595
Total assets	\$ 92,206	\$ 82,955	\$ 79,118
Deferred outflows of resources - pension	\$ 8,581	\$ 11,397	\$ 12,379
Deferred outflows of resources - OPEB	\$ 2,833	\$ 2,597	\$ 1,748
Liabilities			
Current liabilities	\$ 4,733	\$ 4,428	\$ 5,648
Debt obligations	10,963	11,983	12,967
Net pension liability	41,581	41,542	38,579
Net OPEB liability	6,305	8,819	10,036
Total liabilities	\$ 63,582	\$ 66,772	\$ 67,230
Deferred inflows of resources - pension	\$ 1,971	\$ 3,120	\$ 4,451
Deferred inflows of resources - OPEB	\$ 5,554	\$ 4,048	\$ 2,730
Net position			
Invested in capital assets, net of related debt	\$ 63,551	\$ 57,725	\$ 49,595
Restricted - expendable	109	126	114
Restricted - nonexpendable	178	178	178
Unrestricted	(31,325)	(35,020)	(31,053)
Total net position	\$ 32,513	\$ 23,009	\$ 18,834

MONROE COUNTY COMMUNITY COLLEGE

*Management's Discussion and Analysis - Unaudited
Years Ended June 30, 2021, 2020 and 2019*

The Statement of Net Position (continued)

The College's financial position remains strong at June 30, 2021 with assets totaling \$92,206,000 and current liabilities of \$4,733,000. Total net position increased from \$23,009,000 to \$32,513,000 primarily due to the upgraded capital assets from the maintenance and improvement millage.

Current assets and current liabilities increased \$3,421,000 and \$305,000 respectively. The amount of working capital designated to cover operating expenses increased from \$10,585,715 in 2020 to \$13,068,813 in 2021.

The College adheres to Governmental Accounting Standards Board Statement No. 68, *Accounting for Pensions*, which requires governments providing defined benefit pensions through a cost-sharing plan to recognize their unfunded pension benefit obligation as a liability to more comprehensively and comparably measure the annual costs of pension benefits. In accordance with the statement, the College has reported under Net Position-Unrestricted (Deficit) of \$34,970,724, which is the total of the Net Pension Liability and related deferred inflows and outflows as of June 30, 2021.

For the year ended June 30, 2018, the College implemented Governmental Accounting Standards Board Statement No. 75, *Accounting for Postemployment Benefits Other than Pensions*. This standard requires governments providing other post-employment benefits, such as healthcare, through a cost-sharing plan to recognize their unfunded other post-employment benefit (OPEB) obligation as a liability. In accordance with the statement, the College has reported under Net Position-Unrestricted (Deficit) of \$9,025,711, which is the total of the Net OPEB Liability and related deferred inflows and outflows as of June 30, 2021.

MONROE COUNTY COMMUNITY COLLEGE

Management's Discussion and Analysis - Unaudited

Years Ended June 30, 2021, 2020 and 2019

The Statement of Revenues, Expenses, and Changes in Net Position

The Statement of Revenues, Expenses, and Changes in Net Position present the operating revenue and expenses of the College, as well as the non-operating revenues and expenses. Operating revenues primarily include net student tuition and fees, grants and contracts, and auxiliary services. Non-operating revenues include state appropriations, property taxes, Federal Pell Grant and Federal HEERF Grant revenue.

Because the components that create the non-operating revenues are usually greater than the components of the operating revenues, the College's financial statements reflect an annual operating loss.

The following is a comparative analysis of key components of the Statement of Revenues, Expenses and Changes in Net Position as of June 30 (rounded in \$000's):

	<u>2021</u>	<u>2020</u>	<u>2019</u>
Operating revenues			
Tuition and fees, net of allowances	\$ 5,938	\$ 6,245	\$ 6,934
Grants and contracts	1,131	1,274	1,327
Auxiliary activities	652	810	943
Other sources	146	204	264
Total operating revenues	\$ 7,867	\$ 8,533	\$ 9,468
Operating expenses	\$ 33,174	\$ 34,733	\$ 34,130
Operating Loss	\$ (25,307)	\$ (26,200)	\$ (24,662)
Non-operating revenues			
State appropriations	7,448	6,525	7,003
Property tax levy	19,243	18,791	18,049
Federal Pell Grant revenue	2,260	2,574	3,074
Federal HEERF Grant revenue	3,274	269	-
Investment income	42	167	207
Gifts	505	453	457
Loss on disposal of assets	(99)	(16)	(6)
Total non-operating revenues	\$ 32,673	\$ 28,763	\$ 28,784
State capital appropriations	\$ 2,138	\$ 1,612	\$ -
Increase/(decrease) in net position	\$ 9,504	\$ 4,175	\$ 4,122
Net position - beginning of year	\$ 23,009	\$ 18,834	\$ 14,712
Net position - end of year	\$ 32,513	\$ 23,009	\$ 18,834

MONROE COUNTY COMMUNITY COLLEGE

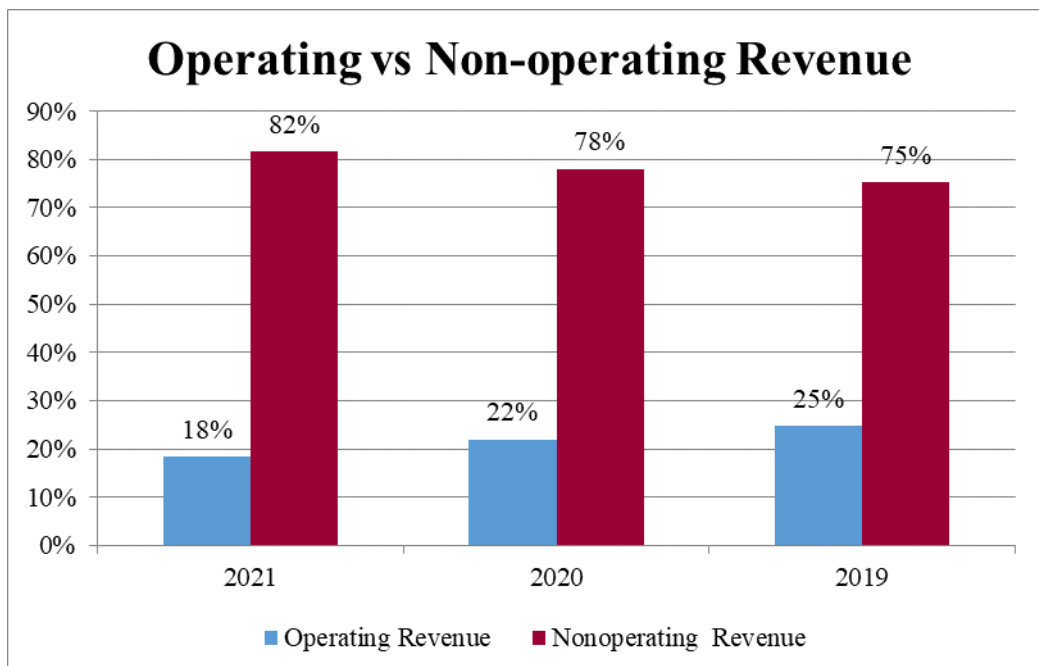
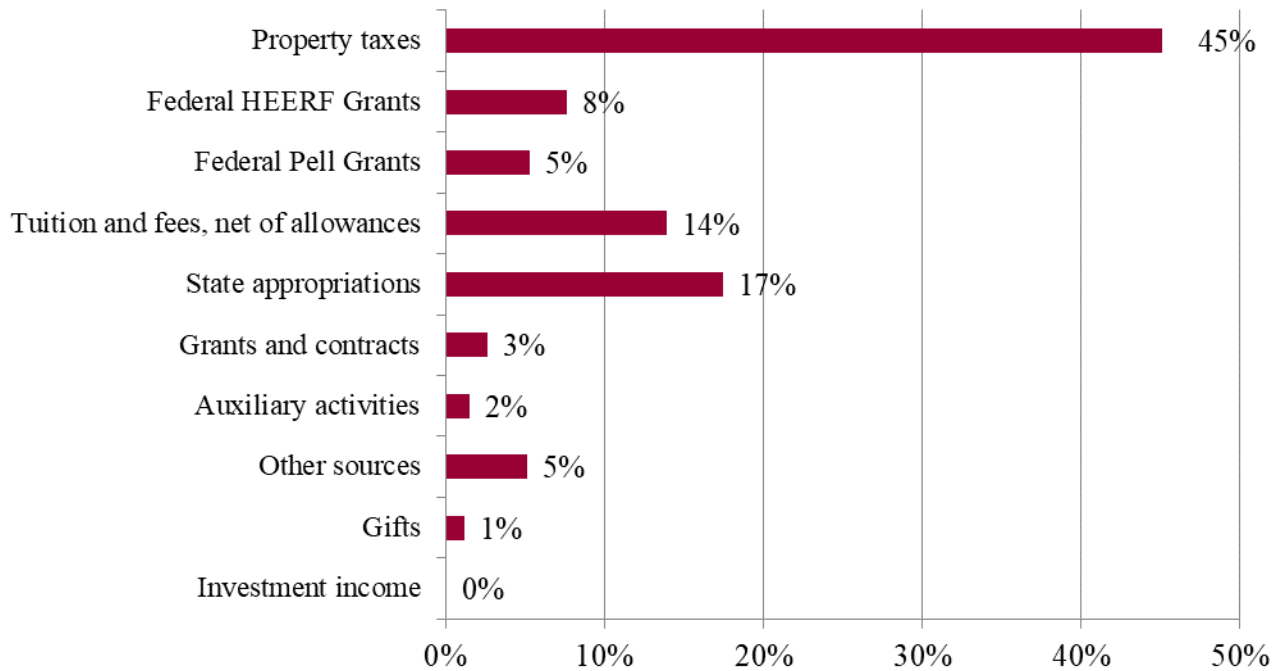
Management's Discussion and Analysis - Unaudited

Years Ended June 30, 2021, 2020 and 2019

Revenues by Source

The following is an illustration of the percentage of total revenue (\$42,678,000 combined operating and non-operating) by source for the year ended June 30, 2021 along with a comparison of operating and non-operating revenue:

Total Revenues by Source



MONROE COUNTY COMMUNITY COLLEGE

Management's Discussion and Analysis - Unaudited
Years Ended June 30, 2021, 2020 and 2019

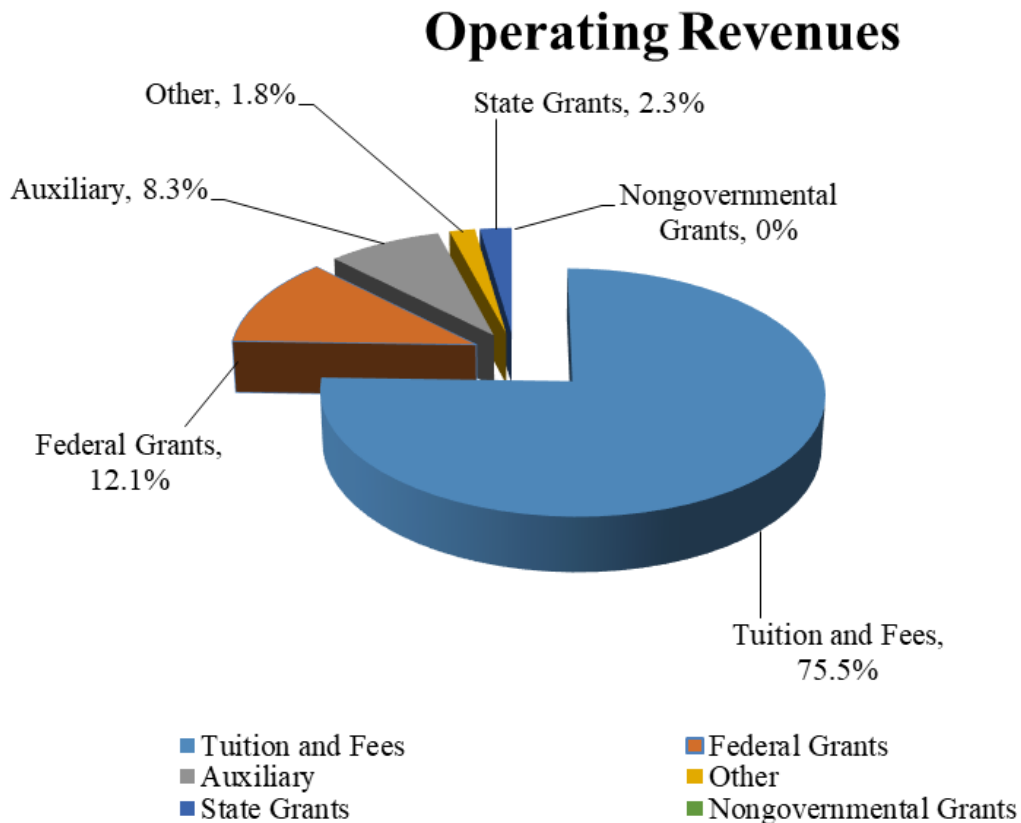
Operating Revenues

Operating revenues include charges for all exchange transactions such as tuition and fees and the sale of books and supplies. An exchange transaction occurs when each party receives and gives up essentially equal values. In addition, certain federal, state, and private grants are considered operating revenue if they are not for capital purposes and are considered a contract for services.

Operating revenue changes were the result of the following for the year ended June 30, 2021:

- Student tuition and fee revenue decreased by 5 percent or \$307,000 in comparison to the prior year. This is due to decreased enrollment at the College and the Covid-19 pandemic. The Board of Trustees approved a 2 percent increase in tuition per billable contact hour.
- Grants and contracts revenue decreased \$143,000.
- Auxiliary services revenue decreased by 20 percent or \$158,000 from the prior year. This is due to the conversion to the online Bookstore, which gives our students the best deal for their books.

The following is a graphic illustration of operating revenues by source for the year ended June 30, 2021:



MONROE COUNTY COMMUNITY COLLEGE

Management's Discussion and Analysis - Unaudited
Years Ended June 30, 2021, 2020 and 2019

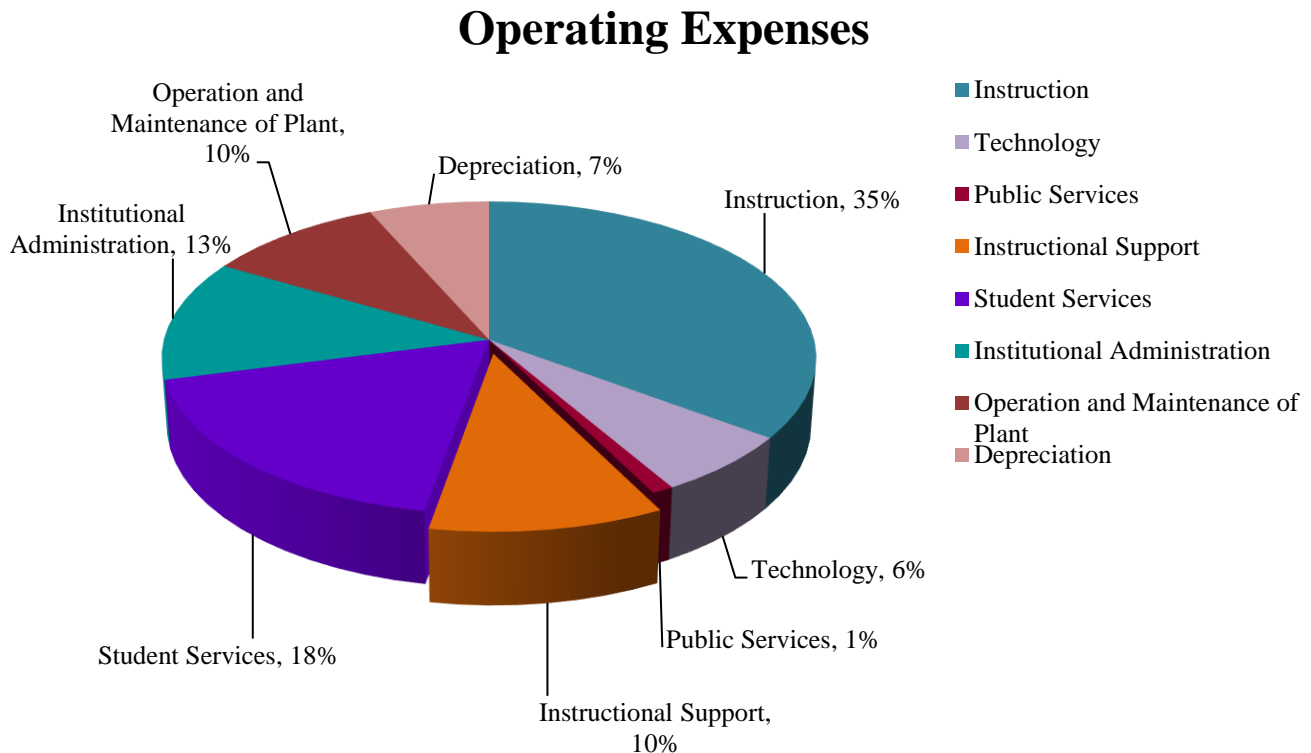
Operating Expenses

Operating expenses include all expenses necessary to provide services and conduct the programs of the College.

Operating expense changes were the result of the following for the year ended June 30, 2021:

- Operating expenses decreased \$1,559,000, which is 4 percent, from the fiscal year ended June 30, 2020. Operating expenses totaled \$33.2 million, compared to \$34.7 million the prior year.
- Depreciation and the operation and maintenance of plant experienced a decrease of expenses by \$577,000. This is primarily due to projects being moved to Construction in Progress. Once these projects are completed, the depreciation expense will begin to be recorded.
- Wages and salaries expense decreased by \$238,939 from the prior year, which is approximately 1.6 percent.
- Fringe benefit expenses decreased \$1,322,265 from the prior year, almost solely due to the expenses associated with the changes in Net Pension and Net OPEB Liabilities for the fiscal year.

The following is a graphic illustration of operating expenses by source for the year ended June 30, 2021:



MONROE COUNTY COMMUNITY COLLEGE

Management's Discussion and Analysis - Unaudited
Years Ended June 30, 2021, 2020 and 2019

Non-operating Revenues

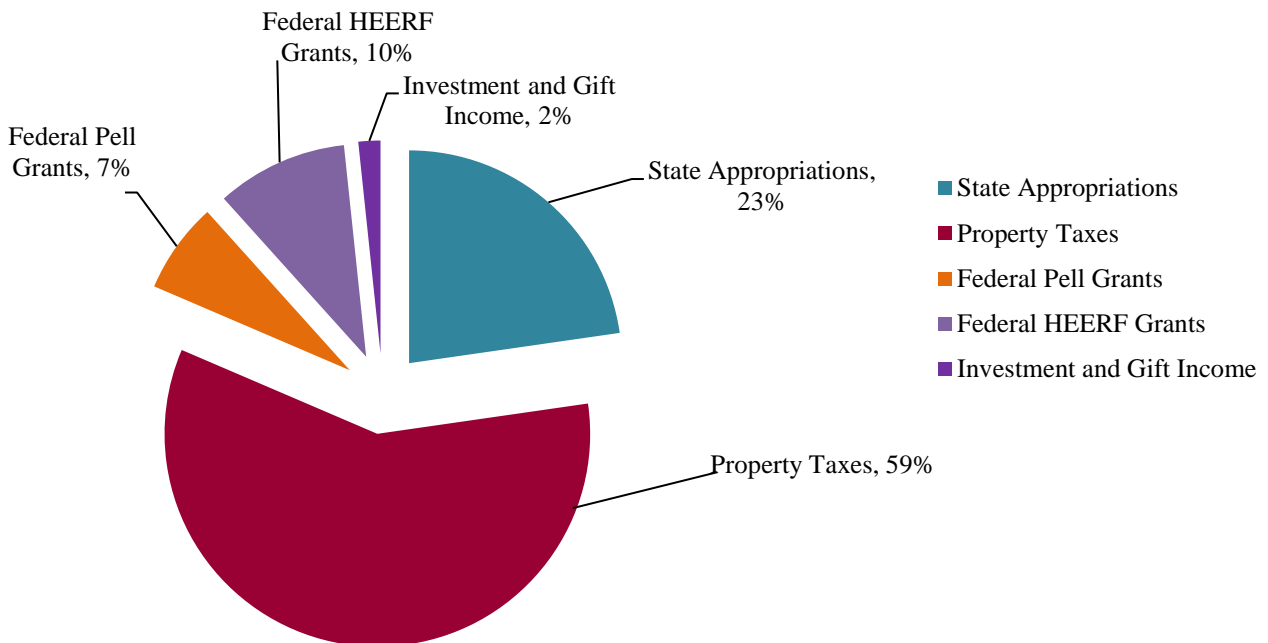
Non-operating revenues represent all revenue sources that are primarily non-exchange in nature. They consist primarily of state appropriations, property tax revenue, Pell Grant revenue, and investment income.

Non-operating revenue changes were the result of the following factors for the year ended June 30, 2021:

- Property taxes increased \$452,000, approximately 2 percent, from the prior year due to increased property values.
- State appropriations increased 14 percent, which is approximately \$923,000. The State of Michigan reestablished the College's previous cut funding of \$531,900 in 2020. The appropriations include \$1,606,464 for the MPSERS Unfunded Actuarial Accrued Liability due to PA 300 of 2012, which placed a cap on the amount the college would pay for the unfunded liability obligations to 20.96 percent. The \$1,606,464 amount is paid back to the state to cover retirement costs. The reimbursement in personal property tax losses from the Local Community Stabilization Authority increased to \$717,335 in 2021 compared to \$550,401 in 2020.
- Federal Pell Grant revenue and investment income decreased, while gifts from the Foundation increased.
- Federal HEERF Grant revenue greatly increased with the additional funding to offset additional costs from the Covid-19 pandemic.

The following is a graphic illustration of non-operating revenues by source for the year ended June 30, 2021:

Non-operating Revenue



MONROE COUNTY COMMUNITY COLLEGE

Management's Discussion and Analysis - Unaudited

Years Ended June 30, 2021, 2020 and 2019

Statement of Cash Flows

The primary purpose of this statement is to provide relevant information about the cash receipts and cash payments for the College during a specific period. The Statement of Cash Flows eliminates all payables and receivables from the previous financial statements to help users assess:

- The College's ability to generate future net cash flows
- Its ability to meet its obligations as they come due
- Its need for external financing

The following is a comparative analysis of key components of the Statement of Cash Flows as of June 30 (rounded in \$000's):

	<u>2021</u>	<u>2020</u>	<u>2019</u>
Net cash provided (used) by:			
Operating activities	\$ (23,225)	\$ (23,219)	\$ (20,609)
Non-capital financing activities	30,775	28,988	28,539
Capital and related financing activities	(6,900)	(9,966)	(2,883)
Investing activities	(227)	131	202
Net increase (decrease)			
in cash and cash equivalents	<u><u>\$ 423</u></u>	<u><u>\$ (4,066)</u></u>	<u><u>\$ 5,249</u></u>

Items accounting for the majority of the changes in cash and cash equivalents are as follows:

- The College had a net increase in cash and cash equivalents of \$423,000 compared to the prior year's decrease of \$4,066,000.
- Cash used for operating activities was \$23,225,000, a slight increase of \$6,000 compared to 2020. Major sources of funds come from student tuition and fees followed by grants and contracts. Major uses of funds were payments to suppliers and employees.
- Cash used for capital and related financing activities decreased \$3,066,000 compared to 2020. This number still greatly exceeds previous historical data. This is because of the various ongoing maintenance and improvement projects. These projects include: Founders Hall (formerly East and West Technology), Campbell Learning Resources Center building, campus single-user restrooms, emergency generators, IT rooms, renovation to the Little Theater, parking lot replacements, phone and security upgrades, and more. As these projects near completion and additional projects begin, cash used for capital and related financing activities will continue to remain high.

MONROE COUNTY COMMUNITY COLLEGE

Management's Discussion and Analysis - Unaudited

Years Ended June 30, 2021, 2020 and 2019

Capital Assets

The following is a comparative analysis of key components of the College's investment in capital assets as of June 30 (rounded in \$000's):

	<u>2021</u>	<u>2020</u>	<u>2019</u>
Capital assets			
Land	\$ 1,368	\$ 1,368	\$ 1,368
Building and site improvement	90,463	79,741	79,518
Construction in progress	5,560	10,365	1,825
Equipment	8,407	7,293	6,998
Less: accumulated depreciation	(42,247)	(41,043)	(40,114)
Total capital assets	<u>\$ 63,551</u>	<u>\$ 57,724</u>	<u>\$ 49,595</u>

The College has \$106 million invested in capital assets, net of accumulated depreciation of \$42 million.

Debt

In fiscal year 2015-2016, the College borrowed significant funds for an HVAC project which resulted in debt of \$16,151,962. Payments on the loan will occur on a semi-annual basis with the final payment occurring in the fiscal year 2031-2032. In fiscal year 2015-2016, the first payment was made which totaled \$143,349. In fiscal year 2016-2017, the total payment was \$1,004,757. For fiscal years 2018 through 2031, the total payments for each fiscal year were and will be \$1,436,119.

In previous years, the College would issue a Tax Anticipation Note between \$1,000,000 and \$6,000,000 in order to cover short-term cash flow needs through November, December, and January. The tax anticipation note would require an allocation of each property tax receipt to be set aside for debt retirement. The College would settle the note sometime in March. The cost to borrow was a minimal amount, usually less than \$25,000. The College did not have a need to issue a Tax Anticipation Note for fiscal year 2020-2021.

The College's need to borrow funds for short-term cash flow needs is due to the timing of cash receipts. The months of November and December are historically the months with the lowest cash balances. The State of Michigan spreads appropriation payments over 11 months, so the College does not receive a payment in September. Property taxes, which were 59 percent of non-operating revenue this year, are levied in December, but the majority of payments to the College are received during the months of January through March.

MONROE COUNTY COMMUNITY COLLEGE

*Management's Discussion and Analysis - Unaudited
Years Ended June 30, 2021, 2020 and 2019*

Economic Factors That Will Affect the Future

DTE Energy and the City of Monroe have settled on a step-down reduction of the taxable values of the Monroe Power Plant. The terms of the Consent Agreement reduce the taxable value of the plant over a seven-year period resulting in a total taxable value reduction of 28.33 percent between 2018 and 2025. The agreement results in general fund revenue losses each year as the taxable value of the plant is as follows:

2018 = 503,876,075	2022 = 421,138,412
2019 = 482,100,000	2023 = 385,138,405
2020 = 461,121,331	2024 = 361,138,399
2021 = 433,138,415	2025 = 361,138,399

DTE Energy has requested a review of the taxable value of the Fermi Nuclear Power Plant. If the taxable value is adjusted, it could result in a substantial loss of property tax revenue for the College. The College currently has \$924,728 set-aside for general fund losses and \$432,697 set-aside for millage maintenance and improvement losses should the taxable value be adjusted.

The College received Higher Education Emergency Relief (HEERF) funding through the CARES, CRRSAA, and ARP Acts in the form of four grants: Student funding, Institutional funding, Strengthening Institutions funding, and state funding. The College is a sub-recipient for the state funding. These grants provide some relief to those affected by the pandemic, but come with strict spending and reporting guidelines. Of the \$6,160,571 awarded to the College, \$2,376,405 has been expended through June 30, 2021.

Taxable values for property in Southeast Michigan have increased the last few years. It is anticipated that taxable values will increase slightly next fiscal year as well. The College budgeted a 2.65% increase in property taxes for the 2021-2022 fiscal year, while accounting for the adjustments to DTE's taxable value of its Monroe Power Plant mentioned above.

The College completed a major geothermal heating, ventilating and air conditioning (HVAC) project, which will provide savings upwards of \$200,000 per year in energy costs. The savings will be used towards the annual \$1,436,119 loan payments through 2031.

The College faced a slight enrollment decline for the 2020-2021 fiscal year. Due to state funding programs such as Michigan Reconnect and Futures for Front liners, it is anticipated that enrollment will experience a increase for 2021-2022. The Board of Trustees approved to increase tuition rates 2% for the 2021-2022 year. The Board of Trustees has the authority to increase tuition rates to offset rising costs, but are also mindful of the impact that tuition increases have on our students. They will continue to monitor costs and enrollment trends as they strive to keep increases in tuition to a minimum.

The College is in year five of its maintenance and improvement millage. The College will continue the multitude of maintenance and improvement projects with a zero-increase five-year millage renewal. Completed projects for this year include: Founders Hall, campus-wide generators, Information Technology support rooms, new phone system, parking lot upgrades, safety services office renovation, ceramics lab renovation, and air blown fiber installation. Numerous other projects are in progress to be completed next year.

MONROE COUNTY COMMUNITY COLLEGE

Management's Discussion and Analysis - Unaudited

Years Ended June 30, 2021, 2020 and 2019

Economic Factors That Will Affect the Future (continued)

Construction began on the renovation of the Campbell Learning Resources Building. The total estimated cost of the renovation is \$11,600,000. Property tax revenue generated from the maintenance and improvement millage is funding the project. The College had \$423,382 in expenses in 2021. Anticipated completion of the project is summer of 2022.

Contacting the College's Financial Management

This financial report is designed to provide our citizens, taxpayers, investors and creditors with a general overview of the College's finances and to demonstrate the College's accountability for the resources it receives. If you have questions about this report or need additional information please contact the Office of the Vice President of Administration, Monroe County Community College, 1555 South Raisinville Rd., Monroe, Michigan 48161.

MONROE COUNTY COMMUNITY COLLEGE

*Statements of Net Position
June 30, 2021 and 2020*

	2021	2020
ASSETS		
Current Assets:		
Cash and cash equivalents - Note 2	\$22,942,757	\$22,520,391
Short-term investments - Note 2	250,000	0
Property taxes receivable (net of allowance \$11,387 and \$15,055)	46,247	30,130
State appropriation receivable	1,215,970	643,545
Federal and state grants receivable	119,731	376,363
Interest receivable	263	1,714
Accounts receivable (net of allowance \$466,402 and \$576,409)	3,425,644	872,868
Inventories	126,092	299,746
Prepaid expenses and other assets	339,198	300,071
Total Current Assets	28,465,902	25,044,828
Noncurrent Assets:		
Restricted short-term investments - Note 2	188,968	185,848
Property and Equipment (net of accumulated depreciation) - Note 4	63,551,092	57,724,514
Total Noncurrent Assets	63,740,060	57,910,362
TOTAL ASSETS	92,205,962	82,955,190
DEFERRED OUTFLOWS OF RESOURCES		
Deferred pension amounts - Note 6	8,581,291	11,396,609
Deferred OPEB amounts - Note 7	2,833,365	2,597,308
Total deferred outflows of resources	11,414,656	13,993,917
LIABILITIES		
Current Liabilities:		
Accounts payable	1,070,525	\$915,808
Accrued payroll and fringes - Note 5	2,291,746	2,160,872
Deposits	207,841	206,788
Unearned revenue	143,737	160,378
Current portion of debt obligations - Note 10	1,019,605	984,372
Total Current Liabilities	4,733,454	4,428,218
Noncurrent Liabilities:		
Debt obligations - Note 10	10,962,933	11,982,538
Net pension liability - Note 6	41,580,965	41,541,911
Net OPEB liability - Note 7	6,305,203	8,819,243
Total Noncurrent Liabilities	58,849,101	62,343,692
TOTAL LIABILITIES	63,582,555	66,771,910
DEFERRED INFLOWS OF RESOURCES		
Deferred pension amounts - Note 6	1,971,050	3,120,212
Deferred OPEB amounts - Note 7	5,553,873	4,048,267
Total deferred inflows of resources	7,524,923	7,168,479
NET POSITION		
Net investment in capital assets	63,551,092	57,724,514
Restricted for:		
Nonexpendable endowments	177,539	177,539
Expendable:		
Endowments, Scholarships, and Grants	8,148	10,497
Other	101,773	115,755
Unrestricted (Deficit) - Note 1	(31,325,412)	(35,019,587)
TOTAL NET POSITION	\$ 32,513,140	\$ 23,008,718

The accompanying notes are an integral part of these statements

MONROE COUNTY COMMUNITY COLLEGE

*Statements of Revenue, Expenses and Changes in Net Position
For the Years Ended June 30, 2021 and 2020*

	<u>2021</u>	<u>2020</u>
OPERATING REVENUE		
Tuition and fees (net of scholarship allowance of \$2,158,393 and \$2,330,407)	\$5,938,098	\$6,245,248
Federal grants	951,296	1,141,049
State grants	180,171	133,026
Auxiliary activities (net of scholarship allowance of \$225,825 and \$266,014)	651,668	809,404
Other sources	<u>145,496</u>	<u>204,212</u>
Total Operating Revenue	7,866,729	8,532,939
 OPERATING EXPENSES		
Instruction	11,723,302	12,389,862
Information technology	2,149,007	1,922,379
Public services	320,096	315,890
Instructional support	3,445,790	3,970,622
Student services	6,053,806	5,749,523
Institutional administration	4,168,384	4,493,658
Operation and maintenance of plant	3,097,794	3,660,921
Depreciation	<u>2,215,778</u>	<u>2,230,042</u>
Total Operating Expenses	<u>33,173,957</u>	<u>34,732,897</u>
Operating Loss	(25,307,228)	(26,199,958)
 NONOPERATING REVENUE		
State appropriations	7,447,554	6,525,021
Property tax levy	19,243,551	18,791,182
Federal pell grant revenue	2,259,840	2,574,282
Federal HEERF grant revenue	3,274,076	268,700
Investment income	42,451	166,675
Gifts between College and Foundation	504,971	453,372
Loss on disposal of assets	<u>(98,821)</u>	<u>(16,190)</u>
Net Nonoperating Revenues	<u>32,673,622</u>	<u>28,763,042</u>
Income Before Other Revenue	7,366,394	2,563,084
 OTHER REVENUE		
State capital gifts	<u>2,138,028</u>	<u>1,611,972</u>
Change in Net Position	9,504,422	4,175,056
 NET POSITION		
Beginning of Year	<u>23,008,718</u>	<u>18,833,662</u>
End of Year	<u>\$32,513,140</u>	<u>\$23,008,718</u>

The accompanying notes are an integral part of these statements

MONROE COUNTY COMMUNITY COLLEGE

Statements of Cash Flows
For the Years Ended June 30, 2021 and 2020

	<u>2021</u>	<u>2020</u>
CASH FLOWS FROM OPERATING ACTIVITIES		
Tuition and fees	\$5,107,227	\$6,268,627
Grants and contracts	1,109,463	1,243,947
Payments to suppliers	(15,507,935)	(17,246,191)
Payments to employees	(14,385,652)	(14,568,413)
Collection of loans from students	0	260
Auxiliary enterprise charges	478,132	863,744
Other	(26,691)	218,953
Net Cash Used For Operating Activities	<u>(23,225,456)</u>	<u>(23,219,073)</u>
CASH FLOWS FROM NONCAPITAL FINANCING ACTIVITIES		
Local property taxes	19,230,078	18,795,241
Gifts and contributions for other than capital purposes	606,105	427,673
Pell Grant revenue	2,272,681	2,564,117
HEERF Grant revenue	1,791,049	165,230
Federal direct lending receipts	2,584,378	2,714,438
Federal direct lending payments	(2,584,378)	(2,714,438)
State appropriations	6,875,130	7,035,828
Net Cash Provided by Noncapital Financing Activities	<u>30,775,043</u>	<u>28,988,089</u>
CASH FLOWS FROM CAPITAL AND RELATED FINANCING ACTIVITIES		
Purchase of capital assets	(8,042,357)	(10,359,283)
Principal debt payments	(984,372)	(950,358)
State capital appropriations	2,138,028	1,342,882
Fund Borrowing	(11,697)	1,023
Net Cash Provided by (Used for) Capital and Related Financing Activities	<u>(6,900,398)</u>	<u>(9,965,736)</u>
CASH FLOWS FROM INVESTING ACTIVITIES		
Proceeds from sales and maturities of investment	185,848	181,788
Investment income	26,297	135,249
Purchase of investments	(438,968)	(185,848)
Net Cash Provided by Investing Activities	<u>(226,823)</u>	<u>131,189</u>
NET INCREASE (DECREASE) IN CASH AND CASH EQUIVALENTS	422,366	(4,065,531)
CASH AND CASH EQUIVALENTS - Beginning of Year	<u>22,520,391</u>	<u>26,585,922</u>
CASH AND CASH EQUIVALENTS - End of Year	<u><u>\$22,942,757</u></u>	<u><u>\$22,520,391</u></u>

The accompanying notes are an integral part of these statements

MONROE COUNTY COMMUNITY COLLEGE

Statements of Cash Flows (Continued)
For the Years Ended June 30, 2021 and 2020

**RECONCILIATION OF NET OPERATING EXPENSES TO NET CASH
USED FOR OPERATING ACTIVITIES:**

	<u>2021</u>	<u>2020</u>
Operating loss	(\$25,307,228)	(\$26,199,958)
Adjustment to reconcile operating loss to net cash used for operating activities:		
Depreciation	2,215,778	2,230,042
Loss on disposal of assets	(98,821)	(16,190)
(Increase) decrease in assets:		
Accounts receivable	(870,509)	181,072
Federal and state grant receivable	(30,910)	(28,677)
Inventories	173,652	(67,881)
Prepaid assets and other current assets	(39,127)	71,272
Increase (decrease) in liabilities:		
Accounts payable	155,780	(1,015,804)
Accrued payroll and fringes	76,862	118,549
Deposits	17,213	2,536
Unearned tuition and fees	(16,641)	(222,330)
Net pension and OPEB liability	498,495	1,728,296
NET CASH USED FOR OPERATING ACTIVITIES	<u><u>(\$23,225,456)</u></u>	<u><u>(\$23,219,073)</u></u>

The accompanying notes are an integral part of these statements

THE FOUNDATION AT MONROE COUNTY COMMUNITY COLLEGE

STATEMENTS OF NET ASSETS

June 30, 2021 and 2020

	<u>2021</u>	<u>2020</u>
ASSETS		
Cash and cash equivalents	\$999,462	\$1,009,070
Unconditional promises to give:		
Restricted for scholarships	0	1,276
Restricted other (net of allowance \$2,700 and \$4,650)	<u>113,415</u>	<u>115,930</u>
Total unconditional promises to give	<u>113,415</u>	<u>117,206</u>
 Total Current Assets	 1,112,877	 1,126,276
 Brokeraged investments, at market value:		
Endowment investments	5,939,544	4,603,538
Cultural investments	<u>2,933,087</u>	<u>2,227,462</u>
Total brokeraged investments, at market value	<u>8,872,631</u>	<u>6,831,000</u>
 Long-term unconditional promises to give:		
Restricted other (net of allowance \$19,750 and \$22,500)	<u>705,740</u>	<u>785,730</u>
 Total Assets	 <u>\$10,691,248</u>	 <u>\$8,743,006</u>
 LIABILITIES		
Accounts payable	\$17,738	\$100,467
Deferred revenue	<u>5,000</u>	<u>5,000</u>
 Total Current Liabilities	 22,738	 105,467
 NET ASSETS		
Net Assets, without restrictions	397,442	71,337
Net Assets, with restrictions	<u>10,271,068</u>	<u>8,566,202</u>
 Total Net Assets	 <u>10,668,510</u>	 <u>8,637,539</u>
 Total Liabilities and Net Assets	 <u>\$10,691,248</u>	 <u>\$8,743,006</u>

(See accompanying notes to financial statements)

THE FOUNDATION AT MONROE COUNTY COMMUNITY COLLEGE

STATEMENTS OF ACTIVITIES

June 30, 2021 and 2020

	<u>2021</u>	<u>2020</u>
REVENUES, GAINS, AND OTHER SUPPORT:		
Contributions	\$731,813	\$1,576,962
Contributions - In kind	15,000	28,500
Corporate grants	100,000	0
Special events	15,000	28,850
Donated administrative support	307,384	294,569
Net investment income	<u>1,763,805</u>	<u>348,206</u>
 Total Revenues, Gains, and Other Support	 <u>2,933,002</u>	 <u>2,277,087</u>
 EXPENSES:		
Scholarships	215,498	240,364
Grants	377,570	273,382
Fundraising	0	2,386
Donated administrative expenses	307,384	294,569
Other	<u>1,579</u>	<u>1,547</u>
Total Expenses	<u>902,031</u>	<u>812,248</u>
 Changes in Net Assets	 2,030,971	 1,464,839
 Net Assets at Beginning of Year	 <u>8,637,539</u>	 <u>7,172,700</u>
 Net Assets at End of Year	 <u><u>\$10,668,510</u></u>	 <u><u>\$8,637,539</u></u>

(See accompanying notes to financial statements)

MONROE COUNTY COMMUNITY COLLEGE

*Notes to Financial Statements
June 30, 2021 and 2020*

Note 1 – Reporting Entity, Basis of Presentation and Significant Accounting Policies

Reporting Entity

Monroe County Community College (The College) is a Michigan community college which has two locations located in Monroe County. The College was founded in 1964 and is governed by a seven-member board of trustees, elected by the public.

As required by generally accepted accounting principles, these financial statements present the College and its component unit, The Foundation at Monroe County Community College as described in the following paragraph.

The Foundation at Monroe County Community College (The Foundation) is a legally separate, tax-exempt component unit of the College. The Foundation acts primarily as a fund-raising organization to supplement the resources that are available to the College in support of its programs. The board members of the Foundation are appointed by the College's board. Although the College does not control the timing or amount of receipts from the Foundation, the majority of resources or income thereon that the Foundation holds and invests is restricted to the activities of the College by the donors. Because these restricted resources held by the Foundation can only be used by, or for the benefit of the College, the Foundation is considered a component unit of the College and is discretely presented in the College's financial statements.

Separate audited financial statements for the Foundation can be obtained from the Foundation at Monroe County Community College at 1555 South Raisinville Road, Monroe, MI 48161.

Basis of Presentation

College

The financial statements have been prepared in accordance with the generally accepted accounting principles (GAAP) as applied to public colleges and universities. The Governmental Accounting Standards Board (GASB) is the accepted standard-setting body for establishing governmental accounting and financial reporting principles.

The College reports as a business-type activity (BTAs), as defined by GASB. BTAs are those that are financed in whole or in part by fees charged to external parties for goods or services.

Foundation

The Foundation reports under the provisions of accounting standards codification topic 958, *Not-For-Profit Entities*. As such, certain revenue recognition criteria and presentation features are different from GASB revenue recognition criteria and presentation features. No modifications have been made to the Foundation's financial information in the College's financial reporting entity for these differences.

MONROE COUNTY COMMUNITY COLLEGE

Notes to Financial Statements
June 30, 2021 and 2020

Note 1 – Reporting Entity, Basis of Presentation and Significant Accounting Policies (Continued)

Summary of Significant Accounting Policies

Measurement Focus and Basis of Accounting

The business-type financial statements are reported using the *economic resources measurement focus* and the *accrual basis of accounting*. Revenues are recorded when earned and expenses are recorded when a liability is incurred, regardless of the timing of related cash flows. Property taxes are recognized as revenues in the year for which they are levied. Grants and similar items are recognized as revenue as soon as all eligibility requirements imposed by the provider have been met.

Deposits and Investments

Cash and cash equivalents include cash on hand, demand deposits, and short-term investments with a maturity of three months or less when acquired. Investments are stated at fair value.

Restricted Investments

Investments which are separately invested for an endowed purpose are reflected as restricted.

Receivables

Accounts receivable resulting from government and state grants, state appropriations, and student tuition consists of operating revenue recognized, but not received, as of June 30, 2021 and 2020. An allowance for doubtful accounts is established based on a specific assessment of all invoices that remain unpaid following normal student payment periods. In addition, a general valuation allowance is established for other student accounts receivable based on historical loss experience.

Scholarship Allowances

Student tuition and fee revenues and certain other revenues from students are reported net of scholarship allowances in the Statement of Revenue, Expenses, and Changes in Net Position. Scholarship allowances are the difference between the stated charge for goods and services provided by the College, and the amount that is paid by students and/or third parties making payments on the students' behalf. Certain governmental grants, such as Pell grants, and other federal, state, or nongovernmental programs, are recorded as either operating or nonoperating revenue in the College's financial statements. To the extent that revenue from such programs are used to satisfy tuition and fees and other student charges, the College has recorded a scholarship allowance.

Inventories

Inventories, including books and miscellaneous supplies, are stated at the lower of cost or net realizable value using the first-in, first-out method.

Prepaid Expenses

Certain payments to vendors reflect costs applicable to future accounting periods and are recorded as prepaid expenses.

MONROE COUNTY COMMUNITY COLLEGE

Notes to Financial Statements
June 30, 2021 and 2020

Note 1 – Reporting Entity, Basis of Presentation and Significant Accounting Policies (Continued)

Property and Equipment

Property and equipment are recorded at cost, or if acquired by gift, at the fair market value as of the date of acquisition. The College maintains a capitalization threshold of five thousand dollars. Depreciation is provided for property and equipment on a straight-line basis. Estimated useful lives are as follows:

Land and improvements	10 years
Building and improvements	10-40 years
Infrastructure	10-20 years
Furniture, fixtures and equipment	5-10 years

Deferred Outflows of Resources

In addition to assets, the statement of net position will sometimes report a separate section for deferred outflows of resources. This separate financial statement element, deferred outflows of resources, represents a consumption of net position that applies to future period(s) and so will not be recognized as an outflow of resources (expense/expenditure) until then. The College reports deferred outflows of resources for certain pension-related and OPEB-related amounts, such as change in expected and actual experience, changes in assumptions, and certain contributions made to the plan subsequent to the measurement date. More detailed information can be found in Notes 6 and 7.

Accrued Vacation

Vacation benefits are accrued as a liability as the benefits are earned if the employees' rights to receive compensation are attributable to services already rendered and it is probable that the College will compensate the employees for the benefits through paid time off or some other means. The College records a liability for accumulated unused vacation time when earned for all employees with more than one year of service.

Unearned Revenue

Unearned revenue is a combination of prepaid rent, grant and tuition revenue received prior to year-end that relates to the next fiscal period. Unearned revenue at June 30 is as follows:

	June 30,	
	<u>2021</u>	<u>2020</u>
Other	\$ 2,120	\$ 0
Grant	7,850	0
Tuition:		
Summer semester	53,774	67,988
Fall semester	<u>79,993</u>	<u>92,390</u>
	<u>133,767</u>	<u>160,378</u>
Total	<u>\$143,737</u>	<u>\$160,378</u>

MONROE COUNTY COMMUNITY COLLEGE

Notes to Financial Statements
June 30, 2021 and 2020

Note 1 – Reporting Entity, Basis of Presentation and Significant Accounting Policies (Continued)

Pension and Other Postemployment Benefit (OPEB)

For purposes of measuring the net pension and OPEB liabilities, deferred outflows of resources and deferred inflows of resources related to pensions and OPEB, and pension and OPEB expenses, information about the fiduciary net position of the Michigan Public Employees Retirement System (MPSERS) and additions to/deductions from MPSERS fiduciary net position have been determined on the same basis as they are reported by MPSERS. MPSERS uses the economic resources measurement focus and the full accrual basis of accounting. Contribution revenue is recorded as contributions are due, pursuant to legal requirements. Benefit payments (including refunds of employee contributions) are recognized as expenses when due and payable in accordance with the plan benefit terms. Related plan investments are reported at fair value.

Deferred Inflows of Resources

In addition to liabilities, the Statement of Financial Position reports a separate section for deferred inflows of resources. This separate financial statement element represents an acquisition of net position that applies to a future period and so will not be recognized as an inflow of resources (revenue) until that time. The College reports deferred inflows of resources for certain pension-related and OPEB-related amounts, such as funding received through state appropriations for contributions to the plans after the measurement date and the difference between projected and actual earnings of the plan's investments. More detailed information can be found in Notes 6 and 7.

Restricted Net Position

Permanently restricted net position may be utilized only in accordance with the purposes established by the source of such funds. The permanently restricted funds maintained by the College are general purpose funds, which permit only the use of net investment earnings and require that the original fund corpus be maintained.

The investment earnings on these permanently restricted assets are classified as unrestricted net position in conformity with the donor's designation.

MONROE COUNTY COMMUNITY COLLEGE

Notes to Financial Statements
June 30, 2021 and 2020

Note 1 – Reporting Entity, Basis of Presentation and Significant Accounting Policies (Continued)

Unrestricted Net Position

The College has designated the use of unrestricted net position as follows:

	June 30,	
	2021	2020
Designated for:		
Working capital	\$13,068,812	\$10,585,914
Pension & OPEB funds	(43,996,435)	(43,535,716)
Cares fund	0	(369,561)
Technology equipment	762,044	545,606
Auxiliary activities	1,526,554	1,517,083
Student loans	18,257	18,257
Quasi-endowment	284,029	282,359
Major maintenance and renovation	(2,988,673)	(4,063,529)
Unrestricted and undesignated	0	0
Total Unrestricted Net Position	<u>\$ (31,325,412)</u>	<u>\$ (35,019,587)</u>

Operating Revenues and Expenses

The College distinguishes the operating revenue and expenses from non-operating items. Operating revenue and expenses generally result from providing services in connection with a BTA's principal ongoing operation. The operating revenue of the College relates to charges to students for tuition, including grants, and auxiliary sales. Operating expenses include the cost of instruction, the related services, administration, and depreciation of capital assets. All revenue and expenses not meeting this definition are reported as non-operating revenue and expenses.

Property Taxes

Property tax revenue is recognized in the year for which taxes have been levied. Property taxes are levied on December 1 of the fiscal year, based on assessed valuation as of the preceding December 31. The taxes, which are collected and remitted to the College by townships, villages and cities within the College district boundaries, are collected through February 28. Uncollected real property taxes of the College are turned over to Monroe County for subsequent collection. The College is subsequently paid 100 percent of delinquent real property taxes through the county's tax revolving funds. These payments are usually received within three to five months after the delinquency date.

Use of Estimates

The process of preparing financial statements in conformity with accounting principles generally accepted in the United States of America requires the use of estimates and assumptions regarding certain types of assets, liabilities, revenues, and expenditures. Such estimates primarily relate to unsettled transactions and events as of the date of the financial statements. Accordingly, upon settlement, actual results may differ from estimated amounts.

MONROE COUNTY COMMUNITY COLLEGE

Notes to Financial Statements
June 30, 2021 and 2020

Note 1 – Reporting Entity, Basis of Presentation and Significant Accounting Policies (Concluded)

Subsequent Events

The financial statements and related disclosures include evaluation of events up through and including November 2, 2021 which is the date the financial statements were available to be issued.

Adoption of New Accounting Pronouncement

During the year ended June 30, 2021, the College adopted GASB Statement No. 84, Fiduciary Activities. This statement establishes criteria for identifying fiduciary activities of all state and local governments. An activity meeting the criteria should be reported in a fiduciary fund in the basic fund financial statements. There was no impact on the College's financial statements as a result of adopting the new standard.

Impact of COVID-19

On March 11, 2020, the World Health Organization declared the outbreak a pandemic now known as COVID-19. In response to the COVID-19 pandemic, governments have taken preventive or protective actions, such as temporary closures of non-essential business and "stay-at-home" guidelines for individuals. As a result, the global economy has been negatively affected, and the College's operations were also impacted. Due to the "Stay-at-home" guidelines during March 2020, the College shifted to a remote online learning environment. The College also canceled many classes and campus events, which resulted in lost revenues for the College for the year ended June 30, 2021. To offset the financial impact to students and the losses incurred by the College due to the disruption caused by COVID-19, the College received grants and other relief primarily from the Coronavirus Aid Relief, and Economic Security (CARES) Act, Coronavirus Response and Relief Supplemental Appropriations Act (CRRSAA), and American Rescue Plan (ARP). The College was allocated Higher Education Emergency Relief Fund (HEERF) grants totaling approximately \$9,947,450, of which \$3,786,879 is required to be given directly to students. For the years ended June 30, 2021 and 2020, the college recognized HEERF grant revenue totaling \$1,931,844 and \$243,700, respectively.

The severity of the continued impact due to COVID-19 on the College's financial condition, results of operations, or cash flows will depend on a number of factors, including, but not limited to, the duration and severity of the pandemic and the extent and severity of the impact on the College's community, all of which are uncertain and cannot be predicted.

MONROE COUNTY COMMUNITY COLLEGE

Notes to Financial Statements June 30, 2021 and 2020

Note 2 – Deposits and Investments

The College's deposits and investments were included in the Statement of Net Position under the following classifications:

	<u>June 30,</u>	
	<u>2021</u>	<u>2020</u>
Cash and cash equivalents	\$22,942,757	\$22,520,391
Short-term investments	250,000	0
Restricted short-term investments	<u>188,968</u>	<u>185,848</u>
Total	<u>\$23,381,725</u>	<u>\$22,706,239</u>

As of June 30, 2021 and 2020, the College's investments are comprised entirely of bank certificates of deposit and money market accounts.

The break down between deposits and investments for the College were as follows:

	<u>June 30,</u>	
	<u>2021</u>	<u>2020</u>
Bank deposits (checking accounts, savings accounts and certificates of deposits)	\$23,379,437	\$22,703,951
Petty cash and cash on hand	<u>2,288</u>	<u>2,288</u>
Total	<u>\$23,381,725</u>	<u>\$22,706,239</u>

Deposits

The above bank deposits were reflected in the accounts of the bank (without recognition of checks written but not yet cleared or of deposits in transit) at \$22,867,172 and \$22,774,146 for 2021 and 2020, respectively. Of that amount, \$688,997 and \$614,423 were covered by federal depository insurance for 2021 and 2020, respectively, and the remainder was uninsured and uncollateralized.

The College believes that due to the dollar amounts of cash deposits and the limits of FDIC insurance, it is impractical to insure all bank deposits. As a result, the College evaluates each institution it deposits College funds with and assesses the level of risk of each institution: only those institutions with an acceptable estimated risk level are used as depositories.

Interest Rate Risks

The College's investment policy does not limit investment maturities as a means of managing its exposure to fair value losses arising from increasing interest rates. However, the College manages its exposure to interest rate risk by generally limiting investment maturities to less than one year.

MONROE COUNTY COMMUNITY COLLEGE

Notes to Financial Statements
June 30, 2021 and 2020

Note 2 – Deposits and Investments (Concluded)

Credit Risk

The College's credit risk is limited by the Michigan Public Act 331 and by resolution of the Board of Trustees to invest in limited types of investments as described previously in the note. The College has no investment policy that would further limit its investment choices.

Concentration of Credit Risk

The College places no limit on the amount the College may deposit or invest in any one issuer. The percent of the College's investments by insurer at June 30, were as follows:

Issuer:	<u>2021</u>	<u>2020</u>
PNC Bank	98 %	98 %
Flagstar	1	1
First Merchants Bank	1	1
	<u>100 %</u>	<u>100 %</u>

Custodial Credit Risk

The College investment policies do not address custodial credit risk. However, the entire bank pooled investment accounts and bank deposit accounts are in the name of the College.

Note 3 - Fair Value Measurements

The College and its Component Unit categorize their fair value measurements within the fair value hierarchy established by generally accepted accounting principles. The hierarchy is based on the valuation inputs used to measure the fair value of the asset. Level 1 inputs are quoted prices in active markets for identical assets that the College has the ability to access; Level 2 inputs are significant other observable inputs; Level 3 inputs are significant unobservable inputs.

In instances where inputs used to measure fair value fall into different levels in the above fair value hierarchy, fair value measurements in their entirety are categorized based on the lowest level input that is significant to the valuation. The College's and Component Unit assessment of the significance of particular inputs to these fair value measurements requires judgement and considers factors specific to each asset or liability.

MONROE COUNTY COMMUNITY COLLEGE

*Notes to Financial Statements
June 30, 2021 and 2020*

Note 3 - Fair Value Measurements (Concluded)

The College has the following recurring fair value measurements as of June 30, 2021 and 2020:

Assets measured at Fair Value on a Recurring Basis at June 30, 2021

	Fair Value Measurements Using			
	Balance at June 30, 2021	Quoted Prices in Active Markets for identical Assets (Level 1)	Significant Other Observable Inputs (Level 2)	Significant Unobservable Inputs (Level 3)
Investments by fair value level:				
Money Markets	\$ 7,566,663	\$ 7,566,663	\$ 0	\$ 0
Bank certificate of deposit	438,968	438,968	0	0
Total investments measured at fair value	<u>\$ 8,005,631</u>	<u>\$ 8,005,631</u>	<u>\$ 0</u>	<u>\$ 0</u>

Assets measured at Fair Value on a Recurring Basis at June 30, 2020

	Fair Value Measurements Using			
	Balance at June 30, 2021	Quoted Prices in Active Markets for identical Assets (Level 1)	Significant Other Observable Inputs (Level 2)	Significant Unobservable Inputs (Level 3)
Investments by fair value level:				
Money Markets	\$ 7,562,751	\$ 7,562,751	\$ 0	\$ 0
Bank certificate of deposit	185,848	185,848	0	0
Total investments measured at fair value	<u>\$ 7,748,599</u>	<u>\$ 7,748,599</u>	<u>\$ 0</u>	<u>\$ 0</u>

The fair value of the Bank certificate of deposit at June 30, 2021 and 2020, was determined primarily based on level 1 inputs. The College records the fair value of this investment using the cost plus interest incrementally earned.

MONROE COUNTY COMMUNITY COLLEGE

*Notes to Financial Statements
June 30, 2021 and 2020*

Note 4 - Property and Equipment

The following table presents the changes in the various fixed class categories for the year ended June 30, 2021, as follows:

	Beginning Balance	Additions	Transfers/ Deletions	Ending Balance
Nondepreciable Capital Assets:				
Land	\$1,368,163	\$0	\$0	\$1,368,163
Construction in progress	10,365,390	5,286,908	10,091,835	5,560,463
Total Nondepreciable Capital Assets	<u>11,733,553</u>	<u>5,286,908</u>	<u>10,091,835</u>	<u>6,928,626</u>
Depreciable Capital Assets:				
Land improvements	3,211,052	735,030	475,343	3,470,739
Building and improvements	74,308,746	10,172,751	148,254	84,333,243
Infrastructure	2,221,214	437,560	0	2,658,774
Furniture, fixtures and equipment	7,292,740	1,600,765	486,841	8,406,664
Total Depreciable Capital Assets	<u>87,033,752</u>	<u>12,946,106</u>	<u>1,110,438</u>	<u>98,869,420</u>
Total Capital Assets	<u>98,767,305</u>	<u>18,233,014</u>	<u>11,202,273</u>	<u>105,798,046</u>
Less Accumulated Depreciation:				
Land improvements	2,534,457	73,605	475,342	2,132,720
Building and improvements	30,702,704	1,749,128	90,754	32,361,078
Infrastructure	2,191,932	10,169	0	2,202,101
Furniture, fixtures and equipment	5,613,698	382,876	445,519	5,551,055
Total Accumulated Depreciation	<u>41,042,791</u>	<u>2,215,778</u>	<u>1,011,615</u>	<u>42,246,954</u>
 Total Capital Assets, Net	 <u>\$57,724,514</u>			 <u>\$63,551,092</u>

MONROE COUNTY COMMUNITY COLLEGE

*Notes to Financial Statements
June 30, 2021 and 2020*

Note 4 - Property and Equipment (Continued)

The following table presents the changes in the various fixed class categories for the year ended June 30, 2020, as follows:

	<u>Beginning Balance</u>	<u>Additions</u>	<u>Transfers/ Deletions</u>	<u>Ending Balance</u>
Nondepreciable Capital Assets:				
Land	\$1,368,163	\$0	\$0	\$1,368,163
Construction in progress	1,824,906	8,540,484	0	10,365,390
Total Nondepreciable Capital Assets	<u>3,193,069</u>	<u>8,540,484</u>	<u>0</u>	<u>11,733,553</u>
Depreciable Capital Assets:				
Land improvements	3,505,044	676,249	970,241	3,211,052
Building and improvements	73,791,485	651,431	134,170	74,308,746
Infrastructure	2,221,214	0	0	2,221,214
Furniture, fixtures and equipment	6,998,076	579,317	284,653	7,292,740
Total Depreciable Capital Assets	<u>86,515,819</u>	<u>1,906,997</u>	<u>1,389,064</u>	<u>87,033,752</u>
Total Capital Assets	<u>89,708,888</u>	<u>10,447,481</u>	<u>1,389,064</u>	<u>98,767,305</u>
Less Accumulated Depreciation:				
Land improvements	3,463,187	41,511	970,241	2,534,457
Building and improvements	28,943,588	1,821,279	62,163	30,702,704
Infrastructure	2,183,653	8,279	0	2,191,932
Furniture, fixtures and equipment	5,523,188	358,973	268,463	5,613,698
Total Accumulated Depreciation	<u>40,113,616</u>	<u>2,230,042</u>	<u>1,300,867</u>	<u>41,042,791</u>
 Total Capital Assets, Net	 <u>\$49,595,272</u>			 <u>\$57,724,514</u>

MONROE COUNTY COMMUNITY COLLEGE

*Notes to Financial Statements
June 30, 2021 and 2020*

Note 5 - Accrued Payroll and Fringes

Accrued payroll and fringes include the following:

	June 30,	
	2021	2020
Payroll	\$990,392	\$957,271
Accrued vacation	465,764	544,080
Pension plan	292,084	254,308
Other retirement and fringes	543,506	405,213
	<u>\$2,291,746</u>	<u>\$2,160,872</u>

Note 6 - Defined Benefit Pension Plans and Postemployment Benefits

Plan Description

The Michigan Public School Employees' Retirement System (System or MPERS) is a cost-sharing, multiple employer, state-wide, defined benefit public employee retirement plan governed by the State of Michigan (State) originally created under Public Act 136 of 1945, recodified and currently operating under the provisions of Public Act 300 of 1980, as amended. Section 25 of this act establishes the board's authority to promulgate or amend the provisions of the System. The board consists of twelve members – eleven appointed by the Governor and the State Superintendent of Instruction, who serves as an ex-officio member.

The System's pension plan was established by the State to provide retirement, survivor, and disability benefits to public school employees. In addition, the System's health plan provides all retirees with the option of receiving health, prescription drug, dental, and vision coverage under the Michigan Public School Employees' Retirement Act (1980 PA 300 as amended).

The System is administered by the Office of Retirement Services (ORS) within the Michigan Department of Technology, Management, and Budget. The Department Director appoints the Office Director, with whom the general oversight of the System resides. The State Treasurer serves as the investment officer and custodian for the System.

The System's financial statements are available at www.michigan.gov/orsschools.

Benefits Provided

Benefit provisions of the defined benefit pension plan are established by State statute, which may be amended. Public Act 300 of 1980, as amended, establishes eligibility and benefit provisions for the defined benefit (DB) pension plan. Depending on the plan option selected, member retirement benefits are determined by final average compensation, years of service, and a pension factor ranging from 1.25 percent to 1.50 percent. DB members are eligible to receive a monthly benefit when they meet certain age and service requirements. The System also provides disability and survivor benefits to DB plan members.

MONROE COUNTY COMMUNITY COLLEGE

*Notes to Financial Statements
June 30, 2021 and 2020*

Note 6 - Defined Benefit Pension Plans and Postemployment (Continued)

A DB plan member who leaves Michigan public school employment may request a refund of his or her member contributions to the retirement system account if applicable. A refund cancels a former member's rights to future benefits. However, returning members who previously received a refund of their contributions may reinstate their service through repayment of the refund upon satisfaction of certain requirements.

Contributions and Funded Status

Employers are required by Public Act 300 of 1980, as amended, to contribute amounts necessary to finance the coverage of active and retired members. Contribution provisions are specified by State statute and may be amended only by action of the State Legislature.

Employer contributions to the System are determined on an actuarial basis using the entry age normal actuarial cost method. Under this method, the actuarial present value of the projected benefits of each individual included in the actuarial valuation is allocated on a level basis over the service of the individual between entry age and assumed exit age. The portion of this cost allocated to the current valuation year is called the normal cost. The remainder is called the actuarial accrued liability. Normal costs is funded on a current basis. The unfunded (overfunded) actuarial accrued liability of the September 30, 2019 valuation will be amortized over a 19 year period beginning October 1, 2019 and ending September 30, 2038.

The schedule below summarizes pension contribution rates in effect for fiscal year ended September 30, 2020.

Benefit Structure	Member	Employer
Basic	0.0 - 4.0%	19.41%
Member Investment Plan	3.0 - 7.0%	19.41%
Pension Plus	3.0 - 6.4%	16.46%
Pension Plus 2	6.2%	19.59%
Defined contribution	0.0%	13.39%

The College's required contributions to the plan for the years ended June 30, 2021 and 2020 were \$3,326,529 and \$3,665,316, respectively. In addition, the College recognized Section 147(c)(1) payments allocable to the pension contribution of \$1,606,464 and \$1,398,690 in revenue from the State of Michigan to fund the MPSERS Unfunded Actuarial Accrued Liability (UAAL) Stabilization Rate for the year ended June 30, 2021 and 2020, respectively. These funds were also remitted to the plan.

MONROE COUNTY COMMUNITY COLLEGE

*Notes to Financial Statements
June 30, 2021 and 2020*

Note 6 - Defined Benefit Pension Plans and Postemployment (Continued)

Pension Liabilities

At June 30, 2021 and 2020, the College reported a liability of \$41,580,505 and \$41,541,911 for its proportionate share of the MPSERS net pension liability. The net pension liability was measured as of September 30, 2020 and 2019, and the total pension liability used to calculate the net pension liability was determined by an actuarial valuation rolled-forward from September 30, 2019 and 2018. The College's proportion of the net pension liability was determined by dividing each employer's statutorily required pension contributions to the system during the measurement period by the percent of pension contributions required from all applicable employers during the measurement period. At September 30, 2020 and 2019, the College's proportion was 0.12104 percent and 0.12544 percent, respectively, which was a decrease of .0044 percent and .00289 percent from its proportion measured as of September 30, 2019 and 2018, respectively.

For the year ended June 30, 2021 and 2020, the College recognized pension expense of \$5,295,882 and \$4,295,445, respectively. At June 30, 2021 and 2020, the College reported deferred outflows of resources and deferred inflows of resources related to pensions from the following sources:

	2021		2020	
	Deferred Outflows of Resources	Deferred (Inflows) of Resources	Deferred Outflows of Resources	Deferred (Inflows) of Resources
Differences between actual and expected experience	\$635,323	(\$88,748)	\$186,204	(\$173,226)
Changes of assumptions	4,607,572	0	8,133,935	0
Net differences between projected and actual plan investment earnings	174,705	0	0	(1,331,348)
Changes in proportion and differences between the College's contributions and proportionate share of contributions	0	(1,882,302)	114,275	(1,615,638)
The College's contributions subsequent to the measurement date	3,163,691	0	2,962,195	0
	<u>\$8,581,291</u>	<u>(\$1,971,050)</u>	<u>\$11,396,609</u>	<u>(\$3,120,212)</u>

MONROE COUNTY COMMUNITY COLLEGE

Notes to Financial Statements
June 30, 2021 and 2020

Note 6 - Defined Benefit Pension Plans and Postemployment (Continued)

Amounts reported as deferred outflows of resources and deferred inflows of resources related to pensions will be recognized in pension expense as follows:

Deferred (Inflow) and Deferred Outflow of Resources by Year
(To be Recognized in Future Pension Expenses)

2021	\$1,618,195
2022	1,143,707
2023	537,808
2024	146,840
	<u>\$3,446,550</u>

In addition, the contributions subsequent to the measurement date will be included as a reduction of the net pension liability in the next year.

Actuarial Assumptions

Projections of benefits for financial reporting purposes are based on the substantive plan (the plan as understood by the employer and plan members) and include the types of benefits provided at the time of each valuation and the historical pattern of sharing of benefit costs between the employer and plan members to that point. The actuarial methods and assumptions used include techniques that are designed to reduce the effects of short-term volatility in actuarial accrued liabilities and the actuarial value of assets, consistent with the long-term perspective of the calculations.

MONROE COUNTY COMMUNITY COLLEGE

*Notes to Financial Statements
June 30, 2021 and 2020*

Note 6 - Defined Benefit Pension Plans and Postemployment (Continued)

The total pension liability as of September 30, 2020 and 2019, based on the results of an actuarial valuation dated September 30, 2019 and 2018 and rolled forward, was determined using the following actuarial assumptions, applied to all periods included in the measurement:

Actuarial Cost Method:	Entry Age, Normal
Wage Inflation Rate:	2.75%
Investment Rate of Return:	
- MIP and Basic Plans:	6.80%, net of investment expenses
- Pension Plus Plan:	6.80%, net of investment expenses
- Pension Plus 2 Plan:	6.00%, net of investment expenses
Projected Salary Increase:	2.75 to 11.55%, including wage inflation of 2.75%
Cost-of-Living Pension Adjustments:	3% Annual Non-Compounded for MIP Members
Mortality:	
- Retirees:	RP-2014 Male and Female Healthy Annuitant Mortality Tables, scaled by 82% for males and 78% for females and adjusted for mortality improvements using projection scale MP-2017 from 2006.
- Active	P-2014 Male and Female Employee Annuitant Mortality Tables, scaled 100% and adjusted for mortality improvements using projection scale MP-2017 from 2006.

Assumption changes as a result of an experience study for the period 2012 through 2017 have been adopted by the System for use in the annual pension valuations beginning with the September 30, 2017 valuation. The total pension liability as of September 30, 2020 and 2019, is based on the results of an actuarial valuation date of September 30, 2019 and 2018, respectively, and rolled forward using generally accepted actuarial procedures, including the experience study.

Recognition period for liabilities is the average of the expected remaining service lives of all employees in years: 4.4892 and 4.4977 as of September 30, 2020 and 2019, respectively.

Recognition period for assets in years: 5.0000

Full actuarial assumptions are available in the 2020 MPSERS Comprehensive Annual Financial Report (www.michigan.gov/orsschools).

Rate of return – For the fiscal year ended September 30, 2020 and 2019, the annual money-weighted rate of return on pension plan investment, net of pension plan investment expense, was 5.37% and 5.14%, respectively. The money-weighted rate of return expresses investment performance, net of investment expense, adjusted for the changing amounts actually invested.

MONROE COUNTY COMMUNITY COLLEGE

*Notes to Financial Statements
June 30, 2021 and 2020*

Note 6 - Defined Benefit Pension Plans and Postemployment (Continued)

Discount rate

A discount rate of 6.80%, as of September 30, 2020 and 2019, was used to measure the total pension liability (6.80% for Pension Plus plan, 6.0% for the Pension Plus 2 plan, hybrid plans provided through non-university employers only). This discount rate was based on the long-term expected rate of return on pension plan investments of 6.80% (6.8% for Pension Plus plan, 6.0% for the Pension Plus 2 plan) as of September 30, 2020 and 2019. The projection of cash flows used to determine the discount rate assumed that plan member contributions will be made at the current contribution rate and that employer contributions will be made at rates equal to the difference between actuarially determined contribution rates and the member rate. Based on these assumptions, the pension plan's fiduciary net position was projected to be available to make all projected future benefit payments of current plan members. Therefore, the long-term expected rate of return on pension plan investments was applied to all periods of projected benefit payments to determine the total pension liability.

The long-term expected rate of return on plan assets

The long-term expected rate of return on pension plan investments was determined using a building-block method in which best-estimate ranges of expected future real rates of return (expected returns, net of pension plan investment expense and inflation) are developed for each major asset class. These ranges are combined to produce the long-term expected rate of return by weighting the expected future real rates of return by the target asset allocation percentage and by adding expected inflation. Best estimates of arithmetic real rates of return for each major asset class included in the pension plan's target asset allocation as of September 30, 2020 and 2019, are summarized in the following table:

Investment Category	2020		2019	
	Target Allocation	Long-term Expected Real Rate of Return*	Target Allocation	Long-term Expected Real Rate of Return*
Domestic Equity Pools	25.00%	5.60%	28.00%	5.50%
Private Equity Pools	16.00%	9.30%	18.00%	8.60%
International Equity Pools	15.00%	7.40%	16.00%	7.30%
Fixed Income Pools	10.50%	0.50%	10.50%	1.20%
Real Estate and Infrastructure Pools	10.00%	4.90%	10.00%	4.20%
Absolute Return Pools	9.00%	3.20%	15.50%	5.40%
Real Return/Opportunistic Pools	12.50%	6.60%	0.00%	0.00%
Short Term Investment Pools	2.00%	0.10%	2.00%	0.80%
	<u>100.00%</u>		<u>100.00%</u>	

* Long term rate of return are net of administrative expenses and 2.30% inflation

MONROE COUNTY COMMUNITY COLLEGE

*Notes to Financial Statements
June 30, 2021 and 2020*

Note 6 - Defined Benefit Pension Plans and Postemployment (Continued)

Sensitivity of the net pension liability to changes in the discount rate

The following presents the College's proportionate share of the net pension liability calculated using the discount rate depending on the plan option, as well as what the College's proportionate share of the net pension liability would be if it were calculated using a discount rate that is 1 percentage point lower or 1 percentage point higher than the current rate:

	June 30, 2021		
	1% Decrease (5.8% / 5.8% / 5.0%)	Discount Rate (6.8% / 6.8% / 6.0%)	1% Increase (7.8% / 7.8% / 7.0%)
Net Pension Liability	\$53,819,505	\$41,580,965	\$31,437,943

*Discount rates listed in the following order: Basic and Member Investment Plan (MIP), Pension Plus, and Pension Plus 2.

	June 30, 2020		
	1% Decrease (5.8% / 5.8% / 5.0%)	Discount Rate (6.8% / 6.8% / 6.0%)	1% Increase (7.8% / 7.8% / 7.0%)
Net Pension Liability	\$54,007,142	\$41,541,911	\$31,207,805

*Discount rates listed in the following order: Basic and Member Investment Plan (MIP), Pension Plus, and Pension Plus 2.

Pension Plan Fiduciary Net Position

Detailed information about the pension plan's fiduciary net position is available in the separately issued MPSERS CAFR, available on the ORS website at www.michigan.gov/orsschools.

Payable to the Pension Plan

At June 30, 2021 and 2020, the College reported a payable of \$420,921 and \$379,891, respectively. These amounts represent current payments for June paid in July, accruals for summer pay (primarily for professors) and the contributions due funded from state aid revenue section 147c restricted to fund the MPSERS Unfunded Actuarial Accrued Liability (UAAL) Stabilization rate contributions.

Optional Defined Contribution Plan

Professional employees of the College may elect to participate in an optional retirement program (ORP) in lieu of participating in the MPSERS plan. The ORP is a defined contribution plan affiliated with the Teachers Insurance and Annuity Association and the College Retirement Equities Fund (TIAA-CREF). For fiscal year 2020 and prior, the College's contribution percentage to the ORP plan mirrored that of the corresponding plan of the participant under MPSERS. In addition, the participant also contributes a percentage of their compensation to the plan. For fiscal years 2021 and 2020, the average contribution percentages for the participants were approximately 5.54% and 5.99% respectively. Total covered payroll and College contributions for the years ended June 30, 2021 and 2020 were approximately \$3,880,512 and \$829,325 and \$3,541,265 and \$759,164, respectively. The contribution percentages for the College and the participant are now maxed out at 12% and 4% respectively.

MONROE COUNTY COMMUNITY COLLEGE

*Notes to Financial Statements
June 30, 2021 and 2020*

Note 7 - Postemployment Benefits Other Than Pensions (OPEB)

Plan Description

The Michigan Public School Employees' Retirement System (System or MPSERS) is a cost-sharing, multiple employer, state-wide, defined benefit public employee retirement plan governed by the State of Michigan (State) originally created under Public Act 136 of 1945, recodified and currently operating under the provisions of Public Act 300 of 1980, as amended. Section 25 of this act establishes the board's authority to promulgate or amend the provisions of the System. The board consists of twelve members- eleven appointed by the Governor and the State Superintendent of Instruction, who serves as an ex-officio member.

The System's health plan provides all eligible retirees with the option of receiving health, prescription drug, dental and vision coverage under the Michigan Public School Employees' Retirement Act (1980 PA 300 as amended).

The System is administered by the Office of Retirement Services (ORS) within the Michigan Department of Technology, Management & Budget. The Department Director appoints the Office Director, with whom the general oversight of the System resides. The State Treasurer serves as the investment officer and custodian for the System.

The System's financial statements are available on the ORS website at www.michigan.gov/orsschools.

Benefits Provided

Benefit provisions of the postemployment healthcare plan are established by State statute, which may be amended. Public Act 300 of 1980, as amended, establishes eligibility and benefit provisions. Retirees have the option of health coverage, which, through 2012, was funded on a cash disbursement basis. Beginning fiscal year 2013, it is funded on a prefunded basis. The System has contracted to provide the comprehensive group medical, prescription drug, dental and vision coverage for retirees and beneficiaries. A subsidized portion of the premium is paid by the System with the balance deducted from the monthly pension of each retiree healthcare recipient. For members who first worked before July 1, 2008, (Basic, MIP-Fixed, and MIP Graded plan members) the subsidy is the maximum allowed by statute. To limit future liabilities of Other Postemployment Benefits, members who first worked on or after July 1, 2008 (MIP-Plus plan members) have a graded premium subsidy based on career length where they accrue credit towards their insurance premiums in retirement, not to exceed the maximum allowable by statute. Public Act 300 of 2012 sets the maximum subsidy at 80% beginning January 1, 2013; 90% for those Medicare eligible and enrolled in the insurances as of that date. Dependents are eligible for healthcare coverage if they meet the dependency requirements set forth in Public Act 300 of 1980, as amended.

Public Act 300 of 2012 granted all active members of the Michigan Public School Employees Retirement System, who earned service credit in the 12 months ending September 3, 2012 or were on an approved professional services or military leave of absence on September 3, 2012, a voluntary election regarding their retirement healthcare. Any changes to a member's healthcare benefit are effective as of the member's transition date, which is defined as the first day of the pay period that begins on or after February 1, 2013.

MONROE COUNTY COMMUNITY COLLEGE

*Notes to Financial Statements
June 30, 2021 and 2020*

Note 7 - Postemployment Benefits Other Than Pensions (OPEB) (Continued)

Under Public Act 300 of 2012, members were given the choice between continuing the 3% contribution to retiree healthcare and keeping the premium subsidy benefit described above, or choosing not to pay the 3% contribution and instead opting out of the subsidy benefit and becoming a participant in the Personal Healthcare Fund (PHF), a portable, tax-deferred fund that can be used to pay healthcare expenses in retirement. Participants in the PHF are automatically enrolled in a 2% employee contribution into their 457 account as of their transition date, earning them a 2% employer match into a 401(k) account. Members who selected this option stop paying the 3% contribution to retiree healthcare as of the day before their transition date, and their prior contributions were deposited into their 401(k) account.

Contributions

Employers are required by Public Act 300 of 1980, as amended, to contribute amounts necessary to finance the coverage of active and retired members. Contribution provisions are specified by State statute and may be amended only by action of the State Legislature.

Employer OPEB contributions to the System are determined on an actuarial basis using the entry age normal actuarial cost method. Under this method, the actuarial present value of the projected benefits of each individual included in the actuarial valuation is allocated on a level basis over the service of the individual between entry age and assumed exit age. The portion of this cost allocated to the current valuation year is called the normal cost. The remainder is called the actuarial accrued liability. Normal cost is funded on a current basis. The unfunded (overfunded) actuarial accrued liability as of the September 30, 2019 valuation will be amortized over a 19 year period beginning October 1, 2019 and ending September 20, 2038.

The schedule below summarizes OPEB contribution rates in effect for fiscal years ended September 30, 2020 and 2019:

Benefit Structure	2020		2019	
	Member	Employer	Member	Employer
Premium Subsidy	3.00%	8.09%	3.00%	7.93%
Personal Healthcare Fund (PHF)	0.00%	7.57%	0.00%	7.57%

Required contributions to the OPEB plan from the College were \$831,540 and \$843,630 for the years ended September 30, 2020 and 2019.

MONROE COUNTY COMMUNITY COLLEGE

*Notes to Financial Statements
June 30, 2021 and 2020*

Note 7 - Postemployment Benefits Other Than Pensions (OPEB) (Continued)

OPEB Liabilities, OPEB Expense, and Deferred Outflows of Resources and Deferred Inflows of Resources Related to OPEB

At June 30, 2021 and 2020, the College reported a liability of \$6,305,203 and \$8,819,243, respectively, for its proportionate share of the MPSERS net OPEB liability. The net OPEB liability was measured as of September 30, 2020 and 2019, and the total OPEB liability used to calculate the net OPEB liability was determined by an actuarial valuation rolled forward from September 2019 and 2018. The College's proportion of the net OPEB liability was determined by dividing each employer statutorily required OPEB contributions to the system during the measurement period by the percent of OPEB contributions required from all applicable employers during the measurement period. At September 30, 2020 and 2019, the College's proportion was 0.11769 and 0.12287 percent, which was a decrease of .00518 and .00339 percent from its proportion measured as of October 1, 2019 and 2018, respectively.

For the year ending June 30, 2021 and 2020, the College recognized OPEB income of \$61,862 and \$61,862 respectively. At June 30, 2021 and 2020, the College reported deferred outflows of resources and deferred inflows of resources related to OPEB from the following sources:

	2021		2020	
	Deferred Outflows of Resources	Deferred (Inflows) of Resources	Deferred Outflows of Resources	Deferred (Inflows) of Resources
Differences between actual and expected experience	\$0	(\$4,697,965)	\$0	(\$3,236,030)
Changes of assumptions	2,078,951	0	1,910,951	0
Net differences between projected and actual plan investment earnings	52,624	0	0	(153,371)
Changes in proportion and differences between the College's contributions and proportionate share of contributions	10,350	(855,908)	1,237	(658,866)
The College's contributions subsequent to the measurement date	691,440	0	685,120	0
	<u>\$2,833,365</u>	<u>(\$5,553,873)</u>	<u>\$2,597,308</u>	<u>(\$4,048,267)</u>

MONROE COUNTY COMMUNITY COLLEGE

Notes to Financial Statements
June 30, 2021 and 2020

Note 7 - Postemployment Benefits Other Than Pensions (OPEB) (Continued)

Contributions subsequent to the measurement date reported as deferred outflows of resources related to OPEB resulting from employer contributions subsequent to the measurement date will be recognized as a reduction of the net OPEB liability in the year ended June 30, 2022. Other amounts reported as deferred outflows of resources and deferred inflows of resources related to OPEB will be recognized in OPEB expense as follows:

Deferred (Inflow) and Deferred Outflow of Resources by Year
(To be Recognized in Future Pension Expenses)

2021	(931,005)
2022	(857,886)
2023	(703,059)
2024	(520,881)
2025	<u>(399,117)</u>
	<u>(\$3,411,948)</u>

Actuarial Assumptions

Projections of benefits for financial reporting purposes are based on the substantive plan (the plan as understood by the employer and plan members) and include the types of benefits provided at the time of each valuation and the historical pattern of sharing of benefit costs between the employer and plan members to that point. The actuarial methods and assumptions used include techniques that are designed to reduce the effects of short-term volatility in actuarial accrued liabilities and the actuarial value of assets, consistent with the long-term perspective of the calculations.

MONROE COUNTY COMMUNITY COLLEGE

*Notes to Financial Statements
June 30, 2021 and 2020*

Note 7 - Postemployment Benefits Other Than Pensions (OPEB) (Continued)

Additional information as of the September 30, 2019 actuarial valuation follows:

Summary of Actuarial Assumptions

Actuarial Cost Method:	Entry Age, Normal
Wage Inflation Rate:	2.75%
Investment Rate of Return:	6.95%, net of investment expenses
Projected Salary Increases:	2.75 to 11.55%, including wage inflation at 2.75%
Health Cost Trend Rate:	7.0% Year 1 graded to 3.5% Year 15, 3.0% Year 120
Mortality :	
- Retirees:	RP-2014 Male and Female Healthy Annuitant Mortality Tables, scaled by 82% for males and 78% for females and adjusted for mortality improvements using projection scale MP-2017 from 2006.
- Active Members:	P-2014 Male and Female Employee Annuitant Mortality Tables, scaled 100% and adjusted for mortality improvements using projection scale MP-2017 from 2006.
Other Assumptions:	
Opt-Out Assumptions	21% of eligible participants hired before July 1, 2008 and 30% of those hired after June 30, 2008 are assumed to opt out of the retiree health plan.
Survivor Coverage	80% of male retirees and 67% of female retirees are assumed to have coverages continuing after the retiree's death.
Coverage Election at Retirement:	75% of male and 60% of female future retirees are assumed to elect coverage for one or more dependents.

MONROE COUNTY COMMUNITY COLLEGE

*Notes to Financial Statements
June 30, 2021 and 2020*

Note 7 - Postemployment Benefits Other Than Pensions (OPEB) (Continued)

Notes:

- Assumption changes as a result of an experience study for the period 2012 through 2017 have been adopted by the System for use in the annual OPEB valuations beginning with the September 30, 2017 valuation. The total OPEB liability as of September 30, 2020 and 2019, is based on the results of an actuarial valuation date of September 30, 2018 and 2017, and rolled forward using generally accepted actuarial procedures, including the experience study.
- Recognition period for liabilities is the average of the expected remaining service lives of all employees in years: 5.6018 and 5.7101 as of September 30, 2020 and 2019, respectively
- Recognition period for assets in years is 5.0000
- Full actuarial assumptions are available in the 2020 MPSERS Comprehensive Annual Financial Report found on the ORS website at www.michigan.gov/orsschools.

Long-Term Expected Return on Plan Assets

The long-term expected rate of return on OPEB plan investments was determined using a building-block method in which best-estimate ranges of expected future real rates of return (expected returns, net of OPEB plan investment expense and inflation) are developed for each major asset class. These ranges are combined to produce the long-term expected rate of return by weighting the expected future real rates of return by the target asset allocation percentage and by adding expected inflation. Best estimates of arithmetic real rates of return for each major asset class included in the OPEB plan's target asset allocation as of September 30, 2020 and 2019, are summarized in the following table:

<u>Investment Category</u>	<u>2020</u>		<u>2019</u>	
	<u>Target Allocation</u>	<u>Long-term Expected Real Rate of Return*</u>	<u>Target Allocation</u>	<u>Long-term Expected Real Rate of Return*</u>
Domestic Equity Pools	25.00%	5.60%	28.00%	5.50%
Private Equity Pools	16.00%	9.30%	18.00%	8.60%
International Equity Pools	15.00%	7.40%	16.00%	7.30%
Fixed Income Pools	10.50%	0.50%	10.50%	1.20%
Real Estate and Infrastructure Pools	10.00%	4.90%	10.00%	4.20%
Absolute Return Pools	9.00%	3.20%	15.50%	5.40%
Real Returns/Opportunistic Pools	12.50%	6.60%	0.00%	0.00%
Short Term Investment Pools	2.00%	0.10%	2.00%	0.80%
	<u>100.00%</u>		<u>100.00%</u>	

*Long-term rates of return are net of administrative expenses and 2.1% inflation.

Rate of Return

For the fiscal year ended September 30, 2020 and 2019, the annual money-weighted rate of return on OPEB plan investment, net of OPEB plan investment expense, was 5.24% and 5.37%, respectively. The money-weighted rate of return expresses investment performance, net of investment expense, adjusted for the changing amounts actually invested.

MONROE COUNTY COMMUNITY COLLEGE

*Notes to Financial Statements
June 30, 2021 and 2020*

Note 7 - Postemployment Benefits Other Than Pensions (OPEB) (Continued)

Discount Rate

A discount rate of 6.95% was used to measure the total OPEB liability at September 30, 2020 and 2019. This discount rate was based on the long-term expected rate of return on OPEB plan investments of 6.95% as of September 30, 2020 and 2019. The projection of cash flows used to determine this discount rate assumed that plan member contributions will be made at the current contribution rate and that employer contributions will be made at rates equal to the difference between actuarially determined contribution rates and the member rate. Based on these assumptions, the OPEB plan's fiduciary net position was projected to be available to make all projected future benefit payments of current plan members. Therefore, the long-term expected rate of return on OPEB plan investments was applied to all periods of projected benefit payments to determine the total OPEB liability.

Sensitivity of the College's proportionate share of the net OPEB liability to changes in the discount rate

The following presents the College's proportionate share of the net OPEB liability at June 30, 2021 and 2020, calculated using the discount rate of 6.95%, as well as what the College's proportionate share of the net OPEB liability would be if it were calculated using a discount rate that is 1 percentage point lower or 1 percentage higher:

June 30, 2021		
1% Decrease	Current Discount Rate	1% Increase
5.95%	6.95%	7.95%
\$8,099,749	\$6,305,203	\$4,794,345
June 30, 2020		
1% Decrease	Current Discount Rate	1% Increase
5.95%	6.95%	7.95%
\$10,818,127	\$8,819,243	\$7,140,736

MONROE COUNTY COMMUNITY COLLEGE

*Notes to Financial Statements
June 30, 2021 and 2020*

Note 7 - Postemployment Benefits Other Than Pensions (OPEB) (Concluded)

Sensitivity of the College’s proportionate share of the net OPEB liability to Healthcare Cost Trend Rate

The following presents the College’s proportionate share of the net OPEB liability calculated using assumed trend rates, as well as what the College’s proportionate share of net OPEB liability would be if it were calculated using a trend rate that is 1-percentage-point lower or 1-percentage-point higher:

June 30, 2021		
1% Decrease	Current Healthcare Cost Trend Rate	1% Increase
<u>\$4,736,497</u>	<u>\$6,305,203</u>	<u>\$8,089,412</u>
June 30, 2020		
1% Decrease	Current Healthcare Cost Trend Rate	1% Increase
<u>\$7,069,574</u>	<u>\$8,819,243</u>	<u>\$10,817,890</u>

OPEB Plan Fiduciary Net Position

Detailed information about the OPEB plan’s fiduciary net position is available in the separately issued 2020 MPSERS CAFR, available on the ORS website at www.michigan.gov/orsschools.

Payables to the OPEB Plan

At June 30, 2021 and 2020, the College reported a payable of approximately \$63,406 and \$61,487, respectively, for the outstanding amount of contributions to the OPEB plan required for the years ended June 30, 2021 and 2020.

Note 8 - Federal Direct Lending Program

The College distributed \$2,584,378 and \$2,714,438 for student loans through the U.S. Department of Education federal direct lending program for the years ended June 30, 2021 and 2020, respectively. These distributions and related funding source are not included as revenues or expenses in the accompanying financial statements.

MONROE COUNTY COMMUNITY COLLEGE

*Notes to Financial Statements
June 30, 2021 and 2020*

Note 9 - Collateralized State Bonds

The State of Michigan has made several construction projects grants to Monroe County Community College. The Michigan State Building Authority is responsible for financing the State's 50% grant portion, which is done by selling bonds. The College deeds the related buildings and sites to the Michigan State Building Authority to collateralize those bonds. When the bond obligations are fully paid, the related properties will be deeded back to the College. The following properties are currently collateral for Michigan bonds:

<u>Property</u>	<u>Fiscal Year of Completion</u>	<u>States Original Grant</u>
Library	June, 2001	1.25 Million
La-Z-Boy Center for Business and the Performing Arts	June, 2005	6.00 Million
Career Technology Center Building	June, 2014	8.50 Million
Founders Hall (formerly East and West Technology)	June, 2021	3.75 Million

Note 10 - Long-Term Liabilities

Following is the long-term liability activity for the year ended June 30, 2021 and 2020:

	<u>Balances July 1, 2020</u>	<u>Additions</u>	<u>Reductions</u>	<u>Balances June 30,2021</u>	<u>Due within one year</u>
Direct Borrowings and Direct placements:					
Key government Finance (50% HVAC System)	\$ 6,408,622	\$0	\$514,779	\$5,893,843	\$532,954
Sterling National Bank (50% HVAC System)	<u>6,558,288</u>	<u>0</u>	<u>469,593</u>	<u>6,088,695</u>	<u>486,651</u>
Total direct borrowings and direct placements	<u>\$12,966,910</u>	<u>\$0</u>	<u>\$984,372</u>	<u>\$11,982,538</u>	<u>\$1,019,605</u>

	<u>Balances July 1, 2019</u>	<u>Additions</u>	<u>Reductions</u>	<u>Balances June 30,2020</u>	<u>Due within one year</u>
Direct Borrowings and Direct placements:					
Key government Finance (50% HVAC System)	\$ 6,905,847	\$0	\$497,225	\$6,408,622	\$514,779
Sterling National Bank (50% HVAC System)	<u>7,011,421</u>	<u>0</u>	<u>453,133</u>	<u>6,558,288</u>	<u>469,593</u>
Total direct borrowings and direct placements	<u>\$13,917,268</u>	<u>\$0</u>	<u>\$950,358</u>	<u>\$12,966,910</u>	<u>\$984,372</u>

MONROE COUNTY COMMUNITY COLLEGE

*Notes to Financial Statements
June 30, 2021 and 2020*

Note 10 - Long-Term Liabilities (Continued)

Direct Borrowings and Direct Payments

In 2015, the College secured financing for the construction of a new HVAC system. The financing was split 50/50 between Key Government Finance and Signature Public Funding Corp. assigned by Sterling National Bank on March 10, 2017. Terms of each note are as follows:

- Key Government Finance HVAC Note: Term note, payable \$367,308 Semi-annually beginning March 30, 2016, including interest at 3.5% due September 30, 2030, secured by HVAC system.
- Signature Public Funding Corp. HVAC Note: Term note, payable \$350,751 Semi-annually beginning March 30, 2016, including interest at 3.6% due September 30, 2031, secured by HVAC system.

Annual principal and interest requirements to maturity for the above note payable obligations are as follows:

<u>Fiscal Year</u>	<u>Principal</u>	<u>Interest</u>	<u>Total</u>
2022	\$ 1,019,605	\$ 416,514	\$ 1,436,119
2023	1,056,098	380,020	1,436,118
2024	1,093,899	342,220	1,436,119
2025	1,133,052	303,067	1,436,119
2026	1,173,607	262,512	1,436,119
2027 – 2031	6,161,728	651,557	6,813,285
2032	<u>344,549</u>	<u>6,202</u>	<u>350,751</u>
	<u>\$11,982,538</u>	<u>\$2,362,092</u>	<u>\$14,344,630</u>

The College’s outstanding note from direct borrowings and direct payments related to governmental activities contains a provision that in the event of default, either by (1) unable to make principal or interest payments, (2) any statement, representation or warranty made in pursuant to the execution, delivery or performance of the lease that have been false, misleading or breached in any material respect, (3) become insolvent, have an order for relief applicable to federal bankruptcy law or make an assignment for the benefit of creditors, or (4) if the lender at any time in good faith believes that the prospect of payment of any indebtedness is impaired. Upon the occurrence of any default event, the outstanding amounts, including accrued interest become immediately due and payable.

MONROE COUNTY COMMUNITY COLLEGE

*Notes to Financial Statements
June 30, 2021 and 2020*

Note 11 - Operating Leases

Rental expense for equipment totaled \$42,452 and \$43,809 for fiscal years 2021 and 2020, respectively. The College during fiscal year 2020 was on a month-to-month basis for all operating leases. During the fiscal 2021, the College signed an agreement with US Bank Equipment Finance to lease multiple office copiers and equipment, which is classified as a operating lease.

Annual lease requirements as of June 30, 2021 relating to the operating lease are as follows:

2022	\$21,902
2023	21,902
2024	21,902
2025	21,902
2026	7,301
	\$ 94,909
	\$ 94,909

Note 12 - Self Insurance

Beginning July 1, 2015, the College is partially self-insured for healthcare benefits. The self-insured healthcare plan covers approximately 100 employees and their dependents. Claims are funded by the College and paid by the plan administrator; actual payments are based on claims filed. As of June 30, 2021, and 2020, the College's insurance policy covers claims in excess of \$25,000 per covered employee and/or their dependent. The College pays the administrative costs of the plan. Self-insured employee benefit liability for the year ending June 30 were as follows:

	2021	2020
Balance, beginning of year	\$75,206	\$97,893
Claims incurred, premiums paid and changes in estimates	2,278,144	2,242,729
Claim and premium payments	(2,170,547)	(2,265,416)
Balance, end of year	\$182,803	\$75,206

Note 13 - Property Taxes

The College received 2.1794 mills for both fiscal years 2021 and 2020 for current operations. The College also received .85 mills for both fiscal years 2021 and 2020 for maintenance and improvements. The property taxes were levied on December 1 of the fiscal year, based on assessed valuation as of the preceding December 31. The taxable values for real and personal property were \$6.37 and \$6.20 billion for both fiscal 2020 and 2019 tax collections, respectively. The taxable value is approximately 50% of the properties' fair market value with limits on the annual increase.

MONROE COUNTY COMMUNITY COLLEGE

Notes to Financial Statements
June 30, 2021 and 2020

Note 14 - Risk Management

The College is exposed to various risks of loss related to property loss, errors and omissions, workers' compensation, as well as medical benefits provided to employees. The College has purchased commercial insurance for medical benefit and workers' compensation claims and participates in the Michigan Community College Risk Management Authority risk pool for all other types of claims. Settled claims relating to the commercial insurance have not exceeded the amount of insurance coverage in any of the past three fiscal years.

The Michigan Community College Risk Management Authority risk pool program operates as a claims servicing pool for amounts up to member retention limits, and operates as a common risk-sharing management program for losses in excess of member retention amounts. Members' premiums are used to purchase commercial excess coverage for claims in excess of \$100,000 for each insured amount, and to pay member claims in excess of deductible amounts. The College has a share of the reserve for future claims in the shared-risk pool of \$1,359,675 and \$1,044,014 as of June 30, 2021 and 2020, respectively. Although premiums are paid annually to the Authority, which the Authority uses to pay claims up to the retention limits, the ultimate liability for those claims remains with the College. All payments to the pool were expensed by the College

Note 15 - Tax Abatement

Municipalities within the College boundaries entered into property tax abatement agreements with local businesses under two programs: The Plant Rehabilitation and Industrial Development Districts Act, (known as the Industrial Facilities Exemption) PA 198 of 1974, as amended, and the Brownfield Redevelopment Financing Act, under Act 381 of 1996, as amended. An Industrial Facilities Tax Exemption (IFT) certificate entitles the facility to exemption from ad valorem real and/or personal property taxes for a term of 1-12 years as determined by the local unit of government. The IFT on new plant and new industrial property is computed at 50 percent of the taxes levied. The municipalities can elect to freeze the taxable values for rehabilitation properties. The Brownfield Program uses tax increment financing (TIF) to reimburse brownfield related costs incurred while redeveloping contaminated, functionally obsolete, blighted, or historic properties.

MONROE COUNTY COMMUNITY COLLEGE

*Notes to Financial Statements
June 30, 2021 and 2020*

Note 15 - Tax Abatement (Concluded)

For the years ended June 30, 2021 and 2020, the College's property tax revenue for general operations was decreased (increased) by (\$19,887) and \$156,742, respectively under these programs. The abatements issued by other governmental units are as follows:

<u>Governmental Unit</u>	PA 328 of 1998 &			<u>2021 Total</u>
	<u>IFT</u>	<u>La-Z-Boy RZ</u>	<u>Others</u>	
Ash	\$16,044	\$75,688	\$28	\$91,760
Bedford	14,045	0	177	14,222
Dundee	21,894	0	0	21,894
Erie	519	0	0	519
Frenchtown	4,731	0	0	4,731
Monroe	584	0	0	584
Summerfield	315	0	0	315
Whiteford	1,072	0	0	1,072
Monroe City	<u>22,915</u>	<u>52,037</u>	<u>2,777</u>	<u>77,729</u>
	<u>\$82,119</u>	<u>\$127,725</u>	<u>\$2,982</u>	<u>\$212,826</u>

<u>Governmental Unit</u>	PA 328 of 1998 &			<u>2020 Total</u>
	<u>IFT</u>	<u>La-Z-Boy RZ</u>	<u>Others</u>	
Ash	\$15,970	\$82,737	\$28	\$98,735
Bedford	12,489	0	157	12,646
Dundee	44,796	0	0	44,796
Erie	531	0	0	531
Frenchtown	8,614	0	0	8,614
Monroe	613	0	0	613
Summerfield	338	0	0	338
Whiteford	1,055	0	0	1,055
Monroe City	23,044	69,476	4,360	96,874
Milan City	<u>1,420</u>	<u>0</u>	<u>0</u>	<u>1,420</u>
	<u>\$108,870</u>	<u>\$152,197</u>	<u>\$4,545</u>	<u>\$265,612</u>

MONROE COUNTY COMMUNITY COLLEGE

Notes to Financial Statements
June 30, 2021 and 2020

Note 16 - Commitments, Contingencies and Capital Outlay

In the normal course of its activities, the College is party to various legal actions. It is the opinion of College officials that the potential claims in excess of insurance coverage resulting from the remaining litigation would not have a material effect on the financial statements.

The College completed construction on the new HVAC system in fiscal year 2018. This project replaces the College's boilers and provide up-to-date heating and cooling for the entire campus. The total cost of this project was \$16.2 million. The total payments for each fiscal year through 2031 will be \$1,436,119.

On May 29, 2018, DTE Electric Company filed petitions with the Michigan Tax Tribunal requesting a large reduction in their taxable values on both the Monroe Power Plant located in the City of Monroe by 50.5%, and the Fermi 2 Nuclear Power Plant located in Frenchtown Charter Township by 60%. In May 2020, the City of Monroe and DTE signed a consent agreement regarding the Monroe Power Plant tax appeal that will result in a total taxable value reduction for the plant by 2025 of 28.33%. In regard to the Fermi 2 Nuclear Power Plant, while Frenchtown Township and DTE have been negotiating, no settlement has been reached and it appears that the case will be heard by the Michigan Tax Tribunal. MCCC has entered into a Tax Tribunal and Appeal Litigation Cost Sharing Agreement with the eight public entities who would be adversely affected by a taxable value reduction. On August 27, 2020, the MCCC Board of Trustees authorized expenditures up to \$30,000 in support of the agreement granting that "this amount may be increased with additional review and approval of the Board."

Construction began on the renovations of the Campbell Learning Resources Building. The total estimated cost of the renovation is \$11,600,000. Property tax revenue generated from the maintenance and improvement millage is funding the project. The College had \$423,382 in expenses in 2021. Anticipated completion of the project is summer of 2022.

Projects currently recorded in construction in progress include: Life Science building classrooms and lecture hall for \$2,482,967; campus security and access control for \$1,473,750; Campus information technology projects totaling \$1,089,635; campus single-user restrooms for \$10,863; Administration building diversity center for \$21,205, and Physical Plant building projects for \$58,660. Once these projects have been completed, they will be capitalized in the College's Physical Plant Fund in the fiscal year June 30, 2022.

MONROE COUNTY COMMUNITY COLLEGE

*Notes to Financial Statements
June 30, 2021 and 2020*

Note 17 - Foundation at Monroe County Community College, a Component Unit

Unrestricted net position, expendable endowments, scholarships and grants and nonexpendable endowments are available at June 30, 2021 and 2020 for the following purposes:

	<u>Unrestricted Net Position</u>	<u>Expendable endowments, scholarships and grants</u>	<u>Non- expendable endowments</u>	<u>Total June 30, 2021</u>
College designated	\$103,437	\$0	\$0	\$103,437
Scholarships	0	2,630,475	3,667,010	6,297,485
Grants	0	371,029	25,000	396,029
Enrichment of the cultural and performing arts	294,005	3,474,371	0	3,768,376
Construction of the career technology center	0	103,183	0	103,183
Total	<u>\$397,442</u>	<u>\$6,579,058</u>	<u>\$3,692,010</u>	<u>\$10,668,510</u>
	<u>Unrestricted Net Position</u>	<u>Expendable endowments, scholarships and grants</u>	<u>Non- Expendable Endowments</u>	<u>Total June 30, 2020</u>
College designated	\$71,337	\$0	\$0	\$71,337
Scholarships	0	1,535,281	3,359,166	4,894,447
Grants	0	330,102	25,000	355,102
Enrichment of the cultural and performing arts	0	3,209,220	0	3,209,220
Construction of the career technology center	0	107,433	0	107,433
Total	<u>\$71,337</u>	<u>5,182,036</u>	<u>\$3,384,166</u>	<u>\$8,637,539</u>

MONROE COUNTY COMMUNITY COLLEGE

*Notes to Financial Statements
June 30, 2021 and 2020*

Note 17 - Foundation at Monroe County Community College, a Component Unit (Concluded)

All investments of the Foundation are either donor-restricted endowments, donor restricted grants, Foundation designated endowments or College designated endowments. The Foundation's investments are stated at fair value based on quoted market prices for active market assets using Level 1 inputs. The fair value of the Foundation investments in mutual funds at June 30 are as follows:

	2021	2020
	<u>Fair Value</u>	<u>Fair Value</u>
Money Market (a)	\$306,310	\$391,319
Individual Securities: (b)		
Corporate stocks	561,649	361,069
Mutual Funds: (c)		
Equity funds	3,151,860	2,332,473
Fixed income funds	1,795,896	1,695,592
Total Mutual Funds	<u>4,947,756</u>	<u>4,028,065</u>
Exchange Traded Funds: (d)		
Equity funds	1,993,964	1,379,140
Fixed income funds	769,500	488,241
REIT	293,452	183,166
Total Exchange Traded Funds	<u>3,056,916</u>	<u>2,050,547</u>
Total Brokeraged Investments	<u><u>\$8,872,631</u></u>	<u><u>\$6,831,000</u></u>

The net position and all activity of the Foundation are reported as a discretely presented component unit in the College's financial statements. The net assets of the Foundation totaled \$10,668,510 and \$8,637,539 at June 30, 2021 and 2020, respectively.

Spending Policy and How the Investment Objectives Relate to Spending Policy

The Foundation board approved a distribution policy to allow an amount equal to four percent of the three years rolling average of each endowment. In considering the long-term expected return on its endowment, the Foundation expects the current spending policy to allow its endowment to grow annually. This is consistent with the Foundation's objective to maintain the purchasing power of the endowment assets held in perpetuity or for a specified term as well as to provide additional real growth through new gifts and investment return.

MONROE COUNTY COMMUNITY COLLEGE

Notes to Financial Statements *June 30, 2021 and 2020*

Note 18 - Upcoming Pronouncements

In June 2017, the Governmental Accounting Standards Board issued GASB Statement No. 87, Leases, which increases the usefulness of governments' financial statements by requiring recognition of certain lease assets and liabilities for leases that previously were classified as operating leases and recognized as inflows of resources or outflows of resources based on the payment provisions of the contract. This statement establishes a single model for lease accounting based on the foundation a principle that leases are financings of the right to use an underlying asset. Under this statement, a lessee is required to recognize a lease liability and an intangible right-to-use lease asset, and a lessor is required to recognize a lease receivable and deferred inflow of resources. The effect of applying the new lease guidance on the financial statements has not yet been determined. The new lease standard is not expected to have a significant effect on the College's financial statements. The provisions of this statement were originally effective for the College's financial statements for the year ending June 30, 2021 but were extended to June 30, 2022 with the issuance of GASB Statement No. 95, Postponement of the Effective Date of Certain Authoritative Guidance.

The GASB issued Statement No. 89, Accounting for Interest Cost Incurred Before the End of a Construction Period, which provides an enhanced relevance and comparability of information about capital assets and the cost of borrowing for a reporting period. It also will simplify accounting for interest cost incurred before the end of a construction period. We do not expect this standard to have any significant effect on the College. Originally effective for yearends beginning after December 15, 2019, but was extended to after December 15, 2020 with the issuance of GASB Statement No. 95, Postponement of the Effective Date of Certain Authoritative Guidance.

REQUIRED SUPPLEMENTAL INFORMATION

MONROE COUNTY COMMUNITY COLLEGE

*Schedule of the College's Proportionate Share of the Net Pension Liability
Michigan Public School Employees Retirement Plan
Last 10 College Fiscal Years (Amounts determined as of 9/30 of each year)*

	2020	2019	2018	2017	2016	2015	2014
A. The College's proportion of net pension liability (%)	0.12104%	0.12544%	0.12833%	0.13175%	0.13740%	0.13386%	0.13504%
B. The College's proportion proportionate share of net pension liability	\$41,580,965	\$41,541,911	\$38,578,916	\$34,142,091	\$34,281,171	\$32,695,153	\$29,745,273
C. The College's covered-employee payroll	\$10,458,927	\$10,763,888	\$10,768,390	\$10,838,312	\$11,497,098	\$14,659,767	\$14,470,277
D. The College's proportionate share of net pension liability as a percentage of its covered-employee payroll (%)	25.15%	25.91%	27.91%	31.74%	33.54%	44.84%	48.65%
E. Plan fiduciary net position as a percentage of total pension liability	59.72%	60.31%	62.36%	64.21%	63.27%	66.20%	66.20%

This schedule is to be built prospectively. Until a full 10-year trend is compiled, the schedule will show information for those years for which data is available, beginning with FYE June 30, 2015.

MONROE COUNTY COMMUNITY COLLEGE

*Schedule of the College's Contributions
Michigan Public School Employees Retirement Plan
Last 10 College Fiscal Years (Amounts determined as of 6/30 of each year)*

	2021	2020	2019	2018	2017	2016	2015
A. Statutorily required contributions	\$3,326,529	\$3,332,395	\$3,494,508	\$3,090,243	\$3,085,478	\$2,582,318	\$2,097,300
B. Contributions in relation to statutorily required contributions*	\$3,326,529	\$3,332,395	\$3,494,508	\$3,090,243	\$3,085,478	\$2,582,318	\$2,097,300
C. Contribution deficiency (excess)	\$0	\$0	\$0	\$0	\$0	\$0	\$0
D. The College's covered-employee payroll	\$10,261,181	\$10,587,544	\$10,746,574	\$10,747,216	\$10,886,855	\$14,142,540	\$14,463,840
E. Contributions as a percentage of covered-employee payroll	32.42%	31.47%	32.52%	28.75%	28.34%	18.26%	14.50%

*Contribution in relation to statutorily required contributions are the contributions a college actually made to MPSERS, which may differ from the statutorily required contributions.

This schedule is to be built prospectively. Until a full 10-year trend is compiled, the schedule will show information for those years for which data is available, beginning with FYE June 30, 2015.

MONROE COUNTY COMMUNITY COLLEGE

*Schedule of the College's OPEB Contributions
Michigan Public School Employees Retirement Plan
Last 10 College Fiscal Years (Amounts determined as of 6/30 of each year)*

	<u>2021</u>	<u>2020</u>	<u>2019</u>	<u>2018</u>
A. Statutorily required OPEB contributions	\$831,540	\$843,630	\$819,577	\$1,029,126
B. OPEB contributions in relation to statutorily required contributions*	<u>\$831,540</u>	<u>\$843,630</u>	<u>\$819,577</u>	<u>\$1,029,126</u>
C. Contribution deficiency (excess)	<u>\$0</u>	<u>\$0</u>	<u>\$0</u>	<u>\$0</u>
D. The College's covered-employee payroll	\$10,261,181	\$10,587,544	\$10,746,574	\$10,747,216
E. OPEB contributions as a percentage of covered-employee payroll	8.10%	7.97%	7.63%	9.58%

*Contribution in relation to statutorily required contributions are the contributions a college actually made to the OPEB plan, as distinct from the statutorily required contributions.

This schedule is to be built prospectively. Until a full 10-year trend is compiled, the schedule will show information for those years for which data is available.

MONROE COUNTY COMMUNITY COLLEGE

*Schedule of the College's Proportionate Share of the Net OPEB Liability
Michigan Public School Employees Retirement Plan
Last 10 College Fiscal Years (Amounts determined as of 9/30 of each year)*

	<u>2020</u>	<u>2019</u>	<u>2018</u>	<u>2017</u>
A. The College's proportion of net OPEB liability (%)	0.11769%	0.12287%	0.12626%	0.13219%
B. The College's proportion proportionate share of net OPEB liability	\$6,305,203	\$8,819,243	\$10,036,686	\$11,705,722
C. The College's covered-employee payroll	\$10,458,927	\$10,763,888	\$10,768,390	\$10,838,312
D. The College's proportionate share of net OPEB liability as a percentage of its covered-employee payroll (%)	165.88%	122.05%	107.29%	92.59%
E. Plan fiduciary net position as a percentage of total OPEB liability	59.44%	48.46%	42.95%	36.39%

This schedule is to be built prospectively. Until a full 10-year trend is compiled, the schedule will show information for those years for which data is available.

MONROE COUNTY COMMUNITY COLLEGE

*Notes to Financial Statements
June 30, 2021 and 2020*

Pension Information

Benefit Changes

There were no changes of benefit terms for the pension plan year ended 2020 and 2019.

Assumption Changes

There were no changes of assumptions for the pension plan year ended 2020 and 2019.

OPEB Information

Benefit Changes

There were no changes of benefit terms for the OPEB plan year ended 2020 and 2019.

Assumption Changes

There were no changes of assumptions for the OPEB plan year ended 2020 and 2019, except for the following:

- 2020 – The OPEB healthcare cost rate assumption used in the September 30, 2020 valuation was 7.0% year 1 graded to 3.5% year 15, 3.0% year 120.
- 2019 – The OPEB healthcare cost rate assumption used in the September 30, 2019 valuation was 7.5% year 1 graded to 3.5% year 12.

OTHER SUPPLEMENTAL INFORMATION

MONROE COUNTY COMMUNITY COLLEGE

*Combining Statements of Net Position
June 30, 2021 and 2020*

	2021			
	General Fund	Pension and OPEB Liability Fund	CARES Fund	Designated Fund
ASSETS				
Current Assets				
Cash and cash equivalents	\$11,166,874	\$0	\$0	\$528,147
Short-term investments	250,000			
Property taxes receivable (net of allowance \$11,387 and \$15,055)	33,273	0	0	0
State appropriation receivable	923,886	292,084	0	0
Federal and state receivable	30,734	0	0	0
Interest receivable	0	0	0	0
Accounts receivable (net of allowance \$466,402 and \$576,409)	1,465,234	0	0	0
Inventories	11,019	0		
Prepaid expenses and other assets	99,115	0	0	240,083
Due from (to) other funds	1,465,497	0	0	0
Total Current Assets	15,445,632	292,084	0	768,230
Restricted short-term investments	0	0	0	0
Property and Equipment (net of accumulated depreciation)	0	0	0	0
TOTAL ASSETS	15,445,632	292,084	0	768,230
DEFERRED OUTFLOWS OF RESOURCES				
Deferred pension amounts	0	8,581,291	0	0
Deferred OPEB amounts	0	2,833,365	0	0
Total deferred outflows of resources	0	11,414,656	0	0
LIABILITIES AND NET POSITION				
Current Liabilities				
Accounts payable	\$185,915	\$0	\$0	\$6,186
Accrued payroll and fringes	1,969,294	292,084	0	0
Deposits	85,724	0	0	0
Unearned revenue	135,887	0	0	0
Current portion of debit obligations	0	0	0	0
Total Current Liabilities	2,376,820	292,084	0	6,186
Long term Liabilities				
Debt obligations	0	0	0	0
Net pension liability	0	41,580,965		0
Net OPEB liability	0	6,305,203	0	0
TOTAL LIABILITIES	2,376,820	48,178,252	0	6,186
DEFERRED INFLOWS OF RESOURCES				
Deferred pension amounts	0	1,971,050	0	0
Deferred OPEB amounts	0	5,553,873	0	0
Total deferred inflows of resources	0	7,524,923	0	0
Net Position				
Invested in capital assets	0	0	0	0
Restricted for:				
Nonexpendable endowments	0	0	0	0
Expendable:				
Scholarships	0	0	0	0
Other	0	0	0	0
Unrestricted (deficit)	13,068,812	(43,996,435)	0	762,044
Total Net Position	\$13,068,812	(\$43,996,435)	\$0	\$762,044

						2020	
Auxiliary Activities Fund	Expendable Restricted Fund	Student Loan Fund	Endowment Fund	Plant Fund	Combined Total	Combined Total	
\$1,241,996	(\$47,197)	\$18,257	\$264,221	\$9,770,459	\$22,942,757 250,000	\$22,520,391 \$0	
0	0	0	0	12,974	46,247	30,130	
0	0	0	0	0	1,215,970	643,545	
0	88,997	0	0	0	119,731	376,363	
0	0	0	263	0	263	1,714	
220,040	1,732,254	0	8,116	0	3,425,644	872,868	
115,073	0	0	0	0	126,092	299,746	
0	0	0	0	0	339,198	300,071	
19,000	(1,484,497)	0	0	0	0	0	
1,596,109	289,557	18,257	272,600	9,783,433	28,465,902	25,044,828	
0	0	0	188,968	0	188,968	185,848	
0	0	0	59,100	63,491,992	63,551,092	57,724,514	
1,596,109	289,557	18,257	520,668	73,275,425	92,205,962	82,955,190	
0	0	0	0	0	8,581,291	11,396,609	
0	0	0	0	0	2,833,365	2,597,308	
0	0	0	0	0	11,414,656	13,993,917	
\$64,752	\$24,104	\$0	\$0	\$789,568	\$1,070,525	\$915,808	
4,803	25,565	0	0	0	2,291,746	2,160,872	
0	122,117	0	0	0	207,841	206,788	
0	7,850	0	0	0	143,737	160,378	
0	0	0	0	1,019,605	1,019,605	984,372	
69,555	179,636	0	0	1,809,173	4,733,454	4,428,218	
0	0	0	0	10,962,933	10,962,933	11,982,538	
0	0	0	0	0	41,580,965	41,541,911	
0	0	0	0	0	6,305,203	8,819,243	
69,555	179,636	0	0	12,772,106	63,582,555	66,771,910	
0	0	0	0	0	1,971,050	3,120,212	
0	0	0	0	0	5,553,873	4,048,267	
0	0	0	0	0	7,524,923	7,168,479	
0	0	0	59,100	63,491,992	63,551,092	57,724,514	
0	0	0	177,539	0	177,539	177,539	
0	8,148	0	0	0	8,148	10,497	
0	101,773	0	0	0	101,773	115,755	
1,526,554	0	18,257	284,029	(2,988,673)	(31,325,412)	(35,019,587)	
\$1,526,554	\$109,921	\$18,257	\$520,668	\$60,503,319	\$32,513,140	\$23,008,718	

MONROE COUNTY COMMUNITY COLLEGE

*Combining Statements of Revenue, Expenses, Transfers and Changes in Net Position
For the Years Ended June 30, 2021 and 2020*

	2021			
	General Fund	Pension and OPEB Liability Fund	Cares Act Fund	Designated Fund
REVENUE				
Operating Revenue				
Tuition and fees (net of scholarship allowance of \$2,158,393 and \$2,330,407)	\$6,434,942	\$0	\$0	\$1,198,173
Federal grants	9,200	0	0	0
State grants	0	0	0	0
Auxiliary activities (net of scholarship allowance of \$225,825 and \$266,014)	(8,976)	0	0	0
Indirect cost recoveries	10,852	0	0	0
Other sources	129,072	0	0	0
Total Operating Revenue	6,575,090	0	0	1,198,173
EXPENSES				
Operating Expenses				
Instruction	10,136,111	1,051,528	0	93,644
Information technology	1,317,464	116,717	0	653,860
Public services	171,279	19,379	0	3,778
Instructional support	3,029,161	178,252	0	116,683
Student services	2,525,705	204,729	0	46,543
Institutional administration	3,001,404	230,124	0	47,724
Operation and maintenance of plant	3,052,468	266,454	0	19,503
Depreciation expense	0	0	0	0
Total Operating Expenses	23,233,592	2,067,183	0	981,735
Operating Income (Loss)	(16,658,502)	(2,067,183)	0	216,438
NONOPERATING REVENUE (EXPENSES)				
State appropriations	\$5,841,090	\$1,606,464	\$0	\$0
Property tax levy	13,846,970	0	0	0
Federal pell grant revenue	0	0	0	0
Federal HEERF grant revenue	0	0	0	0
Investment income	4,944	0	0	0
Gifts	0	0	0	0
Loss on disposal of assets	0	0	0	0
Net Nonoperating Revenue (Expense)	19,693,004	1,606,464	0	0
Income (Loss) Before Other Revenue and Expenses	3,034,502	(460,719)	0	216,438
OTHER REVENUE (EXPENSES)				
State capital gifts	0	0	0	0
Transfers In (Out)	(551,603)	0	369,561	0
Net Increase (Decrease) in Net Position	2,482,899	(460,719)	369,561	216,438
NET POSITION				
Beginning of Year	10,585,913	(43,535,716)	(369,561)	545,606
End of Year	\$13,068,812	(\$43,996,435)	\$0	\$762,044

						2020	
Auxiliary Activities Fund	Expendable Restricted Fund	Student Loan Fund	Endowment Fund	Plant Fund	Combined Total	Combined Total	
\$0	(\$1,695,017)	\$0	\$0	\$0	\$5,938,098	\$6,245,248	
0	942,096	0	0	0	951,296	1,141,049	
0	180,171	0	0	0	180,171	133,026	
877,492	(216,848)	0	0		651,668	809,404	
0	(10,852)	0	0	0	0	0	
16,424	0	0	0	0	145,496	204,212	
893,916	(800,450)	0	0	0	7,866,729	8,532,939	
0	179,066	0	0	262,953	11,723,302	12,389,862	
0	0	0	0	60,966	2,149,007	1,922,379	
2,679	122,981	0	0	0	320,096	315,890	
0	121,694	0	0	0	3,445,790	3,970,622	
900,766	2,375,823	240	0	0	6,053,806	5,749,523	
0	464,447	0	3,305	421,380	4,168,384	4,493,658	
0	0	0	0	(240,631)	3,097,794	3,660,921	
0	0	0	0	2,215,778	2,215,778	2,230,042	
903,445	3,264,011	240	3,305	2,720,446	33,173,957	34,732,897	
(9,529)	(4,064,461)	(240)	(3,305)	(2,720,446)	(25,307,228)	(26,199,958)	
\$0	\$0	\$0	\$0	\$0	\$7,447,554	\$6,525,021	
0	0	0	0	5,396,581	19,243,551	18,791,182	
0	2,259,840	0	0	0	2,259,840	2,574,282	
0	3,274,076	0	0	0	3,274,076	268,700	
0	0	0	19,902	17,605	42,451	166,675	
0	351,412	0	0	153,559	504,971	453,372	
			0	(98,821)	(98,821)	(16,190)	
0	5,885,328	0	19,902	5,468,924	32,673,622	28,763,042	
(9,529)	1,820,867	(240)	16,597	2,748,478	7,366,394	2,563,084	
0	0	0	0	2,138,028	2,138,028	1,611,972	
19,000	(1,836,958)	0	(14,927)	2,014,927	0	0	
9,471	(16,091)	(240)	1,670	6,901,433	9,504,422	4,175,056	
1,517,083	126,012	18,497	518,998	53,601,886	23,008,718	18,833,662	
\$1,526,554	\$109,921	\$18,257	\$520,668	\$60,503,319	\$32,513,140	\$23,008,718	

COOLEY HEHL SABO & CALKINS

CERTIFIED PUBLIC ACCOUNTANTS

To the Board of Trustees
Monroe County Community College


In planning and performing our audit of the financial statements of Monroe County Community College (the College) and its discretely presented component unit as of and for the years ended June 30, 2021 and 2020, in accordance with auditing standards generally accepted in the United States of America, we considered the College's internal control over financial reporting (internal control) as a basis for designing audit procedures that are appropriate in the circumstances for the purpose of expressing our opinions on the financial statements, but not for the purpose of expressing an opinion on the effectiveness of the College's internal control. Accordingly, we do not express an opinion on the effectiveness of the College's internal control.

A deficiency in internal control exists when the design or operation of a control does not allow management or employees, in the normal course of performing their assigned functions, to prevent or detect and correct misstatements on a timely basis. A material weakness is a deficiency, or a combination of deficiencies, in internal control such that there is a reasonable possibility that a material misstatement of the College's financial statements will not be prevented, or detected and corrected on a timely basis.

Our consideration of internal control was for the limited purposes described in the first paragraph and was not designed to identify all deficiencies in internal control that might be material weaknesses. Given these limitations, during our audit, we did not identify any deficiencies in internal control that we consider to be material weaknesses. However, material weaknesses may exist that have not been identified.

This communication is intended solely for the information and use of the Board of Trustees and management of Monroe County Community College and is not intended to be and should not be used by anyone other than these specific parties.

Very Truly Yours,



November 2, 2021

COOLEY HEHL SABO & CALKINS

CERTIFIED PUBLIC ACCOUNTANTS

November 2, 2021

To the Board of Trustees
Monroe County Community College

We have audited the financial statements of Monroe County Community College (the “College”) and its discretely presented component unit as of and for the years ended June 30, 2021 and 2020 and have issued our report thereon dated November 2, 2021. Professional standards require that we provide you with information about our responsibilities under generally accepted auditing standards, as well as certain information to the planned scope and timing of our audit. We have communicated such information in our letter to you dated June 23, 2021. Professional standards also require that we communicate to you the following information related to our audit.

Significant Audit Findings

Qualitative Aspects of Accounting Practices

Management is responsible for the selection and use of appropriate accounting policies. The significant accounting policies used by Monroe County Community College are described in Note 1 to the financial statements. During the fiscal year ended June 30, 2021, the College implemented GASB 84, Fiduciary Activities and GASB 88, Certain Disclosures Related to Debt, including Direct Borrowings and Direct Payments. We noted no transactions entered into by the College during the year for which there is lack of authoritative guidance or consensus. All significant transactions have been recognized in the financial statements in the proper period.

Accounting estimates are an integral part of the financial statements prepared by management and are based on management’s knowledge and experience about past and current events and assumptions about future events. Certain accounting estimates are particularly sensitive because of their significance to the financial statements and because of the possibility that future events affecting them may differ significantly from those expected. The most sensitive estimates affecting the College’s financial statements were:

Allowance of Uncollectible Receivables - Management estimates the value of tuition accounts receivable and property taxes receivable by establishing an allowance of estimated uncollectible amounts. We evaluated the allowance for uncollectible accounts to determine if the amounts recorded are reasonable.

To the Board of Trustees
Monroe County Community College

-2-

Qualitative Aspects of Accounting Practices (concluded)

Scholarship Allowance - Management estimates the scholarship allowances for tuition revenue using a historical relationship between financial aid awarded for books in excess of the associated tuition revenue. We evaluated this estimate to determine if it was reasonable in relation to the overall financial statements.

Capital Asset Useful Life – Management estimates the useful lives of depreciable capital assets based on the length of time those assets will provide economic benefit in the future.

Compensated Absences – Management estimates the accrual based on formulas and conditions specified in various contracts regarding vacation benefits.

Management’s estimates of the net pension and OPEB liabilities are based on actuarial valuations and other financial data. We have evaluated the key factors and assumptions used to develop the estimates in determining that they are reasonable in relation to the financial statements taken as a whole.

The disclosures in the financial statements are neutral, consistent and clear.

Difficulties Encountered in Performing the Audit

We encountered no significant difficulties in dealing with management in performing and completing our audit.

Corrected and Uncorrected Misstatements

Professional standards require us to accumulate all known and likely misstatements identified during the audit, other than those that are trivial, and communicate them to the appropriate level of management. Management has corrected all such misstatements. In addition, none of the misstatements detected as a result of audit procedures and corrected by management were material, either individually or in the aggregate, to each opinion unit’s financial statements taken as a whole.

Disagreements with Management

For the purpose of this letter, professional standards define a disagreement with management as a financial accounting, reporting, or auditing matter, whether or not resolved to our satisfaction, that could be significant to the financial statements or the auditor’s report. We are pleased to report that no such disagreements arose during the course of our audit.

Management Representations

We have requested certain representations from management that are included in the management representation letter dated November 2, 2021.

To the Board of Trustees
Monroe County Community College

-3-

Management Consultations with Other Independent Accountants

In some cases, management may decide to consult with other accountants about auditing and accounting matters, similar to obtaining a “second opinion” on certain situations. If a consultation involves application of an accounting principle to the College’s financial statements or a determination of the type of auditor’s opinion that may be expressed on those statements, our professional standards require the consulting accountant to check with us to determine that the consultant has all the relevant facts.

To our knowledge, there were no such consultations with other accountants.

Other Audit Findings or Issues

We generally discuss a variety of matters, including the application of accounting principles and auditing standards, with management each year prior to retention as the governmental unit’s auditors. However, these discussions occurred in the normal course of our professional relationship and our responses were not a condition to our retention.

We would like to bring to your attention to accounting principles that have changed recently:

Upcoming Accounting Pronouncements

In June 2017, the GASB issued Statement No. 87, *Leases*, which establishes a single model for reporting all leases (including those previously classified as operating and capital). Lessees will now report offsetting intangible lease assets and lease liabilities equal to the present value of future lease payments. Lessors will report offsetting lease receivables and deferred inflows of resources. Originally effective December 15, 2019, but was extended to yearends beginning after June 15, 2021 with the issuance of GASB Statement No. 95, *Postponement of the Effective Date of Certain Authoritative Guidance*.

The GASB issued Statement No. 89, *Accounting for Interest Cost Incurred Before the End of a Construction Period*, which provides an enhanced relevance and comparability of information about capital assets and the cost of borrowing for a reporting period. It also will simplify accounting for interest cost incurred before the end of a construction period. We do not expect this standard to have any significant effect on the College. Originally effective for yearends beginning after December 15, 2019, but was extended to after December 15, 2020 with the issuance of GASB Statement No. 95, *Postponement of the Effective Date of Certain Authoritative Guidance*.

To the Board of Trustees
Monroe County Community College

-4-

Other Matters

We applied certain limited procedures to the pension and OPEB schedules which are required supplementary information (RSI) that supplements the basic financial statements. Our procedures consisted of inquiries of management regarding the methods of preparing the information and comparing the information for consistency with management's responses to our inquiries, the basic financial statements, and other knowledge we obtained during our audit of the basic financial statements. We did not audit the RSI and do not express an opinion or provide any assurance on the RSI.

With respect to the other supplementary information accompanying the financial statements, we made certain inquiries of management and evaluated the form, content and methods of preparing the information to determine that the information complies with accounting principles generally accepted in the United States of America, the method of preparing it has not changed from the prior period, and the information is appropriate and complete in relation to our audit of the financial statements. We compared and reconciled the supplementary information to the underlying accounting records used to prepare the financial statements or to the financial statements themselves.

Restriction of Use

This information is intended solely for the information and use of the Board of Directors and management of Monroe County Community College and is not intended to be and should not be used by anyone other than these specified parties.

Very truly yours,

Cooley Hebel Sabo & Cathrine, PLLC

Community College District of Monroe County,
Michigan d/b/a Monroe County Community
College

**Federal Awards
Supplemental Information
June 30, 2021**

Community College District of Monroe County, Michigan d/b/a Monroe County Community College

Contents

Independent Auditor's Reports

Report on Schedule of Expenditures of Federal Awards Required by the Uniform Guidance	1
Report on Internal Control Over Financial Reporting and on Compliance and Other Matters Based on an Audit of Financial Statements Performed in Accordance with <i>Government Auditing Standards</i>	2-3
Report on Compliance for Each Major Federal Program and Report on Internal Control Over Compliance Required by the Uniform Guidance	4-5
Schedule of Expenditures of Federal Awards	6
Notes to Schedule of Expenditures of Federal Awards	7
Schedule of Findings and Questioned Costs	8

COOLEY HEHL SABO & CALKINS

CERTIFIED PUBLIC ACCOUNTANTS

Report on Schedule of Expenditures of Federal Awards Required by the Uniform Guidance

Independent Auditor's Report

To the Board of Trustees
Community College District of Monroe
County, Michigan d/b/a Monroe County
Community College

We have audited the financial statements of Community College District of Monroe County, Michigan d/b/a Monroe County Community College (the "College") and its discretely presented component unit as of and for the year ended June 30, 2021 and the related notes to the financial statements, which collectively comprise the College's basic financial statements. We issued our report thereon dated November 2, 2021, which contained an unmodified opinion on the financial statements. Our audit was conducted for the purpose of forming opinions on the financial statements that collectively comprise the basic financial statements. We have not performed any procedures with respect to the audited financial statements subsequent to November 2, 2021.

The accompanying schedule of expenditures of federal awards is presented for the purpose of additional analysis, as required by the Uniform Guidance, and is not a required part of the basic financial statements. Such information is the responsibility of management and was derived from and relates directly to the underlying accounting and other records used to prepare the financial statements. The information has been subjected to the auditing procedures applied in the audit of the financial statements and certain additional procedures, including comparing and reconciling such information directly to the underlying accounting and other records used to prepare the financial statements or to the financial statements themselves, and other additional procedures in accordance with auditing standards generally accepted in the United States of America. In our opinion, the information is fairly stated in all material respects in relation to the financial statements as a whole.

January 20, 2022

Cooley Hehl Sabo & Calkins, PLLC

COOLEY HEHL SABO & CALKINS

CERTIFIED PUBLIC ACCOUNTANTS

Report on Internal Control Over Financial Reporting and on Compliance and Other Matters Based on an Audit of Financial Statements Performed in Accordance with *Government Auditing Standards*

Independent Auditor's Report

To Management and the Board of Trustees
Community College District of Monroe
County, Michigan d/b/a Monroe County
Community College

We have audited, in accordance with auditing standards generally accepted in the United States of America and the standards applicable to financial audits contained in *Government Auditing Standards* issued by the Comptroller General of the United States, the financial statements of Community College District of Monroe County, Michigan d/b/a Monroe County Community College (the "College") as of and for the year ended June 30, 2021 and the related notes to the financial statements, which collectively comprise the College's basic financial statements, and have issued our report thereon dated November 2, 2021. The financial statements of Foundation at Monroe Community College were not audited in accordance with *Government Auditing Standards*.

Internal Control Over Financial Reporting

In planning and performing our audit of the financial statements, we considered the College's internal control over financial reporting (internal control) as a basis for designing audit procedures that are appropriate in the circumstances for the purpose of expressing our opinions on the financial statements, but not for the purpose of expressing an opinion on the effectiveness of the College's internal control. Accordingly, we do not express an opinion on the effectiveness of the College's internal control.

A deficiency in internal control exists when the design or operation of a control does not allow management or employees, in the normal course of performing their assigned functions, to prevent, or detect and correct, misstatements on a timely basis. A material weakness is a deficiency, or a combination of deficiencies, in internal control such that there is a reasonable possibility that a material misstatement of the College's financial statements will not be prevented, or detected and corrected, on a timely basis. A significant deficiency is a deficiency, or a combination of deficiencies, in internal control that is less severe than a material weakness, yet important enough to merit attention by those charged with governance.

Our consideration of internal control was for the limited purpose described in the first paragraph of this section and was not designed to identify all deficiencies in internal control that might be material weaknesses or significant deficiencies. Given these limitations, during our audit we did not identify any deficiencies in internal control that we consider to be material weaknesses. However, material weaknesses may exist that have not been identified.

Compliance and Other Matters

As part of obtaining reasonable assurance about whether the College's financial statements are free from material misstatement, we performed tests of its compliance with certain provisions of laws, regulations, contracts, and grant agreements, noncompliance with which could have a direct and material effect on the financial statements. However, providing an opinion on compliance with those provisions was not an objective of our audit, and, accordingly, we do not express such an opinion. The results of our tests disclosed no instances of noncompliance or other matters that are required to be reported under *Government Auditing Standards*.

To Management and the Board of Trustees
Community College District of Monroe County, Michigan
d/b/a Monroe County Community College

Purpose of This Report

The purpose of this report is solely to describe the scope of our testing of internal control and compliance and the results of that testing, and not to provide an opinion on the effectiveness of the College's internal control or on compliance. This report is an integral part of an audit performed in accordance with *Government Auditing Standards* in considering the College's internal control and compliance. Accordingly, this communication is not suitable for any other purpose.

November 2, 2021

Coolidge Hehl Sabo - Callkins, PLLC

COOLEY HEHL SABO & CALKINS

CERTIFIED PUBLIC ACCOUNTANTS

Report on Compliance for Each Major Federal Program and Report on Internal Control Over Compliance Required by the Uniform Guidance

Independent Auditor's Report

To the Board of Trustees
Community College District of Monroe
County, Michigan d/b/a Monroe County
Community College

Report on Compliance for Each Major Federal Program

We have audited Community College District of Monroe County, Michigan d/b/a Monroe County Community College's (the "College") compliance with the types of compliance requirements described in the U.S. Office of Management and Budget (OMB) Compliance Supplement that could have a direct and material effect on each of the College's major federal programs for the year ended June 30, 2021. The College's major federal programs are identified in the summary of auditor's results section of the accompanying schedule of findings and questioned costs.

Management's Responsibility

Management is responsible for compliance with federal statutes, regulations, and the terms and conditions of its federal awards applicable to its federal programs.

Auditor's Responsibility

Our responsibility is to express an opinion on compliance for each of the College's major federal programs based on our audit of the types of compliance requirements referred to above.

We conducted our audit of compliance in accordance with auditing standards generally accepted in the United States of America; the standards applicable to financial audits contained in *Government Auditing Standards*, issued by the Comptroller General of the United States; and the audit requirements of Title 2 U.S. Code of Federal Regulations Part 200, *Uniform Administrative Requirements, Cost Principles, and Audit Requirements for Federal Awards* (the "Uniform Guidance"). Those standards and the Uniform Guidance require that we plan and perform the audit to obtain reasonable assurance about whether noncompliance with the types of compliance requirements referred to above that could have a direct and material effect on a major federal program occurred. An audit includes examining, on a test basis, evidence about the College's compliance with those requirements and performing such other procedures as we considered necessary in the circumstances.

We believe that our audit provides a reasonable basis for our opinion on compliance for each major federal program. However, our audit does not provide a legal determination of the College's compliance.

Opinion on Each Major Federal Program

In our opinion, the College complied, in all material respects, with the types of compliance requirements referred to above that could have a direct and material effect on each of the major federal programs for the year ended June 30, 2021.

To the Board of Trustees
Community College District of Monroe County, Michigan
d/b/a Monroe County Community College

Report on Internal Control Over Compliance

Management of the College is responsible for establishing and maintaining effective internal control over compliance with the types of compliance requirements referred to above. In planning and performing our audit of compliance, we considered the College's internal control over compliance with the types of requirements that could have a direct and material effect on each major federal program to determine the auditing procedures that are appropriate in the circumstances for the purpose of expressing an opinion on compliance for each major federal program and to test and report on internal control over compliance in accordance with the Uniform Guidance, but not for the purpose of expressing an opinion on the effectiveness of internal control over compliance. Accordingly, we do not express an opinion on the effectiveness of the College's internal control over compliance.

A deficiency in internal control over compliance exists when the design or operation of a control over compliance does not allow management or employees, in the normal course of performing their assigned functions, to prevent, or detect and correct, noncompliance with a type of compliance requirement of a federal program on a timely basis. A material weakness in internal control over compliance is a deficiency, or a combination of deficiencies, in internal control over compliance such that there is a reasonable possibility that material noncompliance with a type of compliance requirement of a federal program will not be prevented, or detected and corrected, on a timely basis. A significant deficiency in internal control over compliance is a deficiency, or a combination of deficiencies, in internal control over compliance with a type of compliance requirement of a federal program that is less severe than a material weakness in internal control over compliance, yet important enough to merit attention by those charged with governance.

Our consideration of internal control over compliance was for the limited purpose described in the first paragraph of this section and was not designed to identify all deficiencies in internal control over compliance that might be material weaknesses or significant deficiencies. We did not identify any deficiencies in internal control over compliance that we consider to be material weaknesses. However, material weaknesses may exist that have not been identified.

The purpose of this report on internal control over compliance is solely to describe the scope of our testing of internal control over compliance and the results of that testing based on the requirements of the Uniform Guidance. Accordingly, this report is not suitable for any other purpose.

January 20, 2022

Cooley Hohl Sabo & Callkins, PLLC

Community College District of Monroe County, Michigan d/b/a Monroe County Community College

Schedule of Expenditures of Federal Awards

Year Ended June 30, 2021

Federal Agency/Pass-through Agency/Program Title	Assistance Listing Number	Pass-through Entity Identifying Number	Award Amount	Total Amount Provided to Subrecipients	Federal Expenditures
Clusters:					
U.S. Department of Education - Student Financial Assistance Cluster:					
Federal Pell Grant Program	84.063	P063P201643	\$ 2,256,100	\$ -	\$ 2,256,100
Pell Administrative Cost Allowance	84.063	P063P201643	-	-	3,740
Federal Work-Study Program	84.033	P033A202048	40,000	-	17,090
Federal Supplemental Educational Opportunity Grants	84.007	P007A202048	64,736	-	87,646
Federal Direct Student Loans:					
Subsidized	84.268	P268K211643	N/A	-	981,231
Unsubsidized	84.268	N/A	N/A	-	1,603,147
Total Student Financial Assistance Cluster			2,360,836	-	4,948,954
TRIO Cluster:					
Upward Bound 09/01/2019 - 08/31/2020 Monroe	84.047	P047A170893 - 17A	250,000	-	29,880
Upward Bound 09/01/2020 - 08/31/2021 Monroe	84.047	P047A170893 - 17A	250,000	-	149,400
Upward Bound 09/01/2019 - 08/31/2020 Airport	84.047	P047A170894 - 17A	257,500	-	37,864
Upward Bound 09/01/2020 - 08/31/2021 Airport	84.047	P047A170894 - 17A	257,500	-	189,318
Upward Bound 09/01/2019 - 08/31/2020 Jefferson	84.047	P047A170895	263,937	-	36,031
Upward Bound 09/01/2020 - 08/31/2021 Jefferson	84.047	P047A170895	<u>263,937</u>	-	<u>180,156</u>
Total TRIO Cluster			1,542,874	-	622,649
Research and Development Cluster - Education and Human Resources - National Science Foundation Welding Grant					
	47.076	1801078	<u>224,906</u>	-	<u>1,520</u>
Total clusters			4,128,616	-	5,573,123
Other federal awards:					
Education Stabilization Fund - U.S. Department of Education - Direct Program:					
COVID-19 - Education Stabilization Fund - Student Aid					
	84.425E	P425E202505	3,786,879	-	972,671
COVID-19 - Education Stabilization Fund - Institutional Portion					
	84.425F	P425F202028	5,230,561	-	1,729,247
COVID-19 - Education Stabilization Fund - Strengthening Institutions Portion					
	84.425M	P425M200851	<u>398,110</u>	-	<u>40,258</u>
Total Education Stabilization Fund			9,415,550	-	2,742,176
U.S. Department of Education - Career and Technical Education - Basic Grants to States - Passed through the Michigan Department of Education:					
Local Administration					
	84.048A	213250	9,200	-	9,200
Regional Allocation					
	84.048A	213510	<u>202,297</u>	-	<u>202,297</u>
Total Career and Technical Education			211,497	-	211,497
Passed through the State of Michigan - COVID-19 - Coronavirus Relief Fund					
	21.019	N/A	531,900	-	531,900
Passed through the University of Toledo - Great Start for Higher Education - Special Education - Personnel Development to Improve Services and Results for Children with Disabilities					
	84.325N	H325N180008-20	<u>10,893</u>	-	<u>10,893</u>
Total other federal awards			<u>10,169,840</u>	-	<u>3,496,466</u>
Total federal awards			<u>\$ 14,298,456</u>	<u>\$ -</u>	<u>\$ 9,069,589</u>

Notes to Schedule of Expenditures of Federal Awards

Year Ended June 30, 2021

Note 1 - Basis of Presentation

The accompanying schedule of expenditures of federal awards (the "Schedule") includes the federal grant activity of Community College District of Monroe County, Michigan d/b/a Monroe County Community College (the "College") under programs of the federal government for the year ended June 30, 2021. The information in the Schedule is presented in accordance with the requirements of Title 2 U.S. Code of Federal Regulations Part 200, *Uniform Administrative Requirements, Cost Principles, and Audit Requirements for Federal Awards* (the "Uniform Guidance"). Because the Schedule presents only a selected portion of the operations of the College, it is not intended to and does not present the financial position, changes in net position, or cash flows of the College.

Note 2 - Summary of Significant Accounting Policies

Expenditures reported in the Schedule are reported on the accrual basis of accounting. Such expenditures are recognized following the cost principles contained in Title 2 U.S. Code of Federal Regulations Part 200, *Uniform Administrative Requirements, Cost Principles, and Audit Requirements for Federal Awards*, wherein certain types of expenditures are not allowable or are limited as to reimbursement except for expenditures related to ALN 21.019, Coronavirus Relief Fund (CRF). CRF does not apply the cost principles contained in Title 2 U.S. Code of Federal Regulations Part 200, *Uniform Administrative Requirements, Cost Principles, and Audit Requirements for Federal Awards*, but rather applies the U.S. Department of the Treasury's guidance. The pass-through entity identifying numbers are presented where available.

The College has elected not to use the 10 percent *de minimis* indirect cost rate to recover indirect costs, as allowed under the Uniform Guidance.

Note 3 - Adjustments and Transfers

As allowable and in accordance with federal regulations issued by the U.S. Department of Education, in the year ended June 30, 2021, the College transferred \$22,910 of the Federal Work-Study Program (84.033) award to the 2020-2021 Federal Supplemental Educational Opportunity Grant (84.007) award, which it expended in the 2020-2021 award year.

Community College District of Monroe County, Michigan d/b/a Monroe County Community College

Schedule of Findings and Questioned Costs

Year Ended June 30, 2021

Section I - Summary of Auditor's Results

Financial Statements

Type of auditor's report issued: Unmodified

Internal control over financial reporting:

- Material weakness(es) identified? Yes No
- Significant deficiency(ies) identified that are not considered to be material weaknesses? Yes None reported

Noncompliance material to financial statements noted? Yes None reported

Federal Awards

Internal control over major programs:

- Material weakness(es) identified? Yes No
- Significant deficiency(ies) identified that are not considered to be material weaknesses? Yes None reported

Type of auditor's report issued on compliance for major programs: Unmodified

Any audit findings disclosed that are required to be reported in accordance with Section 2 CFR 200.516(a)? Yes No

Identification of major programs:

Assistance Listing Number	Name of Federal Program or Cluster
84.063, 84.007, 84.033, and 84.268 84.425E, 84.425F, 84.425M	Student Financial Assistance Cluster COVID-19 - Higher Education Stabilization Fund

Dollar threshold used to distinguish between type A and type B programs: \$750,000

Auditee qualified as low-risk auditee? Yes No

Section II - Financial Statement Audit Findings

Reference Number	Finding
Current Year	None

Section III - Federal Program Audit Findings

Reference Number	Finding	Questioned Costs
Current Year	None	